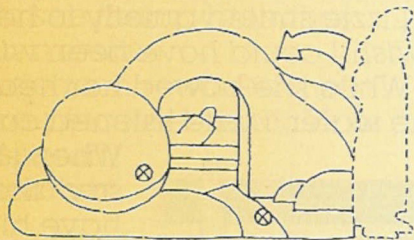


EASTER STORY

Directions: Mount page 33 on lightweight cardboard and cut out each figure. Cut out the opening in the door of tomb along the broken line. Use paper fasteners to connect the figure pieces together at the black dots (see illustration). Move the moving parts as indicated by the arrows while telling the story.

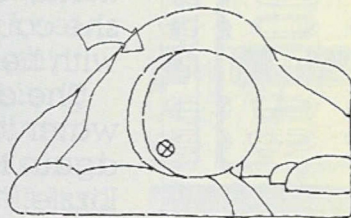
1 When Jesus died, his body was laid in a tomb.

(See Matthew 27:57-60.)



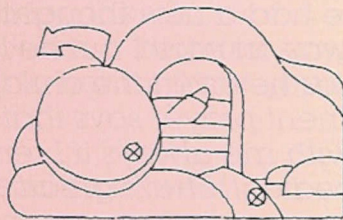
2 A large stone was rolled in front of the door to cover the opening.

(See Matthew 27:60.)



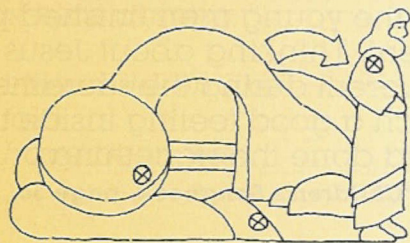
3 On the third day an angel came and rolled the stone away.

(See Matthew 28:2.)



4 Jesus was resurrected. His spirit and his body were together again.

(See Matthew 28:6, 7.)



5 When friends came to the tomb, it was empty. They knew that Jesus was alive.

(See Matthew 28:6, 7, 9.)

