

WATCHMEN ON THE TOWER

(If possible do this family home evening on a hill or even out on a deck or second story room with a window)

PREPARATION: Print off tower visuals, First Presidency and Apostle cards (included), print off and assemble tower. Print off a set of Apostle Cards for each child if desired. Gather toothpicks and marshmallows for activity.

OPENING SONG: Follow the Prophet Children's Songbook pg 110

OPENING PRAYER:

LESSON: Display all the tower pictures. What are these? (towers) What are they used for? (people on them can see far away, they can warn others of danger that is coming)

If you are on a hill or deck or looking out a second story window ask, "What can you see from here? Would you still be able to see it if we were down lower?"

Read D&C 101:44-45. In this parable a nobleman sent his servants to plant 12 olive trees in his vineyard and to "build a tower, that one may overlook the land round about, to be a watchman upon the tower." The job of the watchman is to lookout for danger. From where he stood, the watchman could see things far beyond the vineyard. He had a much better view than those who were working on the ground. Because he could see so far, he could warn those below if danger was coming. The other workers would then have time to prepare to defend the vineyard.

Through the ages, Heavenly Father has given His children "watchmen." These watchmen are called prophets and apostles. They have been called by Heavenly Father to watch over His children. They are given a better view of the dangers that lie ahead of us. They warn us about how we can be prepared and defend ourselves against those dangers. Display the pictures of the First Presidency and the Twelve Apostles. These are our watchmen today. We are going to learn a little bit more about each one of them so when we listen to them in General Conference we will recognize them and listen to their words of counsel.

Hang the tower on the wall where it can be displayed until General Conference. Starting with Pres. Monson, show each picture of the "watchmen" telling some facts from the fact sheet in the lesson. Tape each picture where indicated on the tower.

Bear testimony to your children of the importance of listening to the prophet and apostles. If you have printed off apostle cards for each of them hand them out now. Encourage them to study the pictures and learn more about them in the week(s) leading up to Conference.




ACTIVITY: Divide into teams of two each. Give each team a pile of mini marshmallows and toothpicks. Set a timer for 2 minutes. See who can build the biggest tower in that amount of time.

CLOSING SONG: Stand For the Right Children's Songbook pg 159

CLOSING PRAYER:

REFRESHMENTS:

Find more ready to print Family Home Evening lessons at <http://chocolateonmycranium.blogspot.com>



PROPHET AND APOSTLE FACT SHEET

PRES. THOMAS S. MONSON: His favorite color is yellow. He raises pigeons and chickens. He rescued a girl from drowning when he was a teenager.

PRES. HENRY B. EYRING: He and his two brothers were the only youth in their branch. Branch meetings were held in their home with the dining room table serving as the pulpit and the sacrament table.

PRES. DIETER F. UCHTDORF: He is a former airline pilot. He enjoys dancing. He was born in Czechoslovakia.

ELDER BOYD K. PACKER: Enjoys painting and wood carving. He has 10 children.

ELDER L. TOM PERRY: He is really tall! He enjoys sports and working in the yard.

ELDER RUSSELL M. NELSON: He has nine daughters all in a row and then a son. He calls his son his tithing. He is a world famous heart surgeon.

ELDER DALLIN H. OAKS: His father died when he was young. He served as president of BYU.

ELDER M. RUSSELL BALLARD: He was the only boy in his family. He has three sisters. His great-great-grandfather is Hyrum Smith, brother of the prophet Joseph Smith.

ELDER RICHARD G. SCOTT: He once worked on a boat gathering oysters. He likes jazz music.

ELDER ROBERT D. HALES: As a freshman in high school he was a varsity pitcher in baseball. He knows how to play the piano.

ELDER JEFFREY R. HOLLAND: He served his mission in England. His parents were called to the same mission while he was there, so he had to say farewell to his parents both when he left for his mission and before he returned home!

ELDER DAVID A. BEDNAR: Elder Bednar met his wife, Susan, when they were both college students at BYU. They were playing flag football and she caught one of his passes. He was the quarterback for his high school football team.


ELDER QUENTIN L. COOK: He loves to sing the Primary songs. When he was ten he received a book for having 100% attendance in Primary!

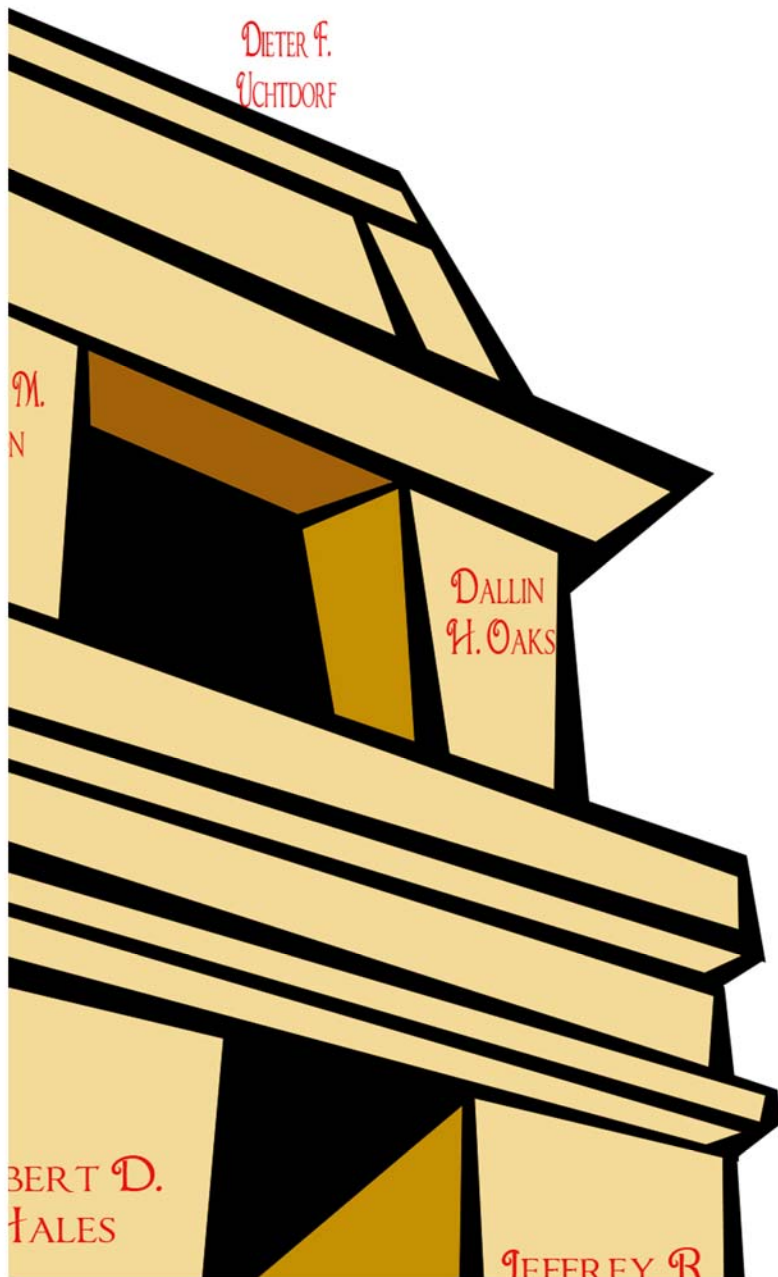
ELDER D. TODD CHRISTOFFERSON: Participated in the Hill Cumorah Pageant as a teenager. Elder Richard G. Scott was his mission president in Argentina!

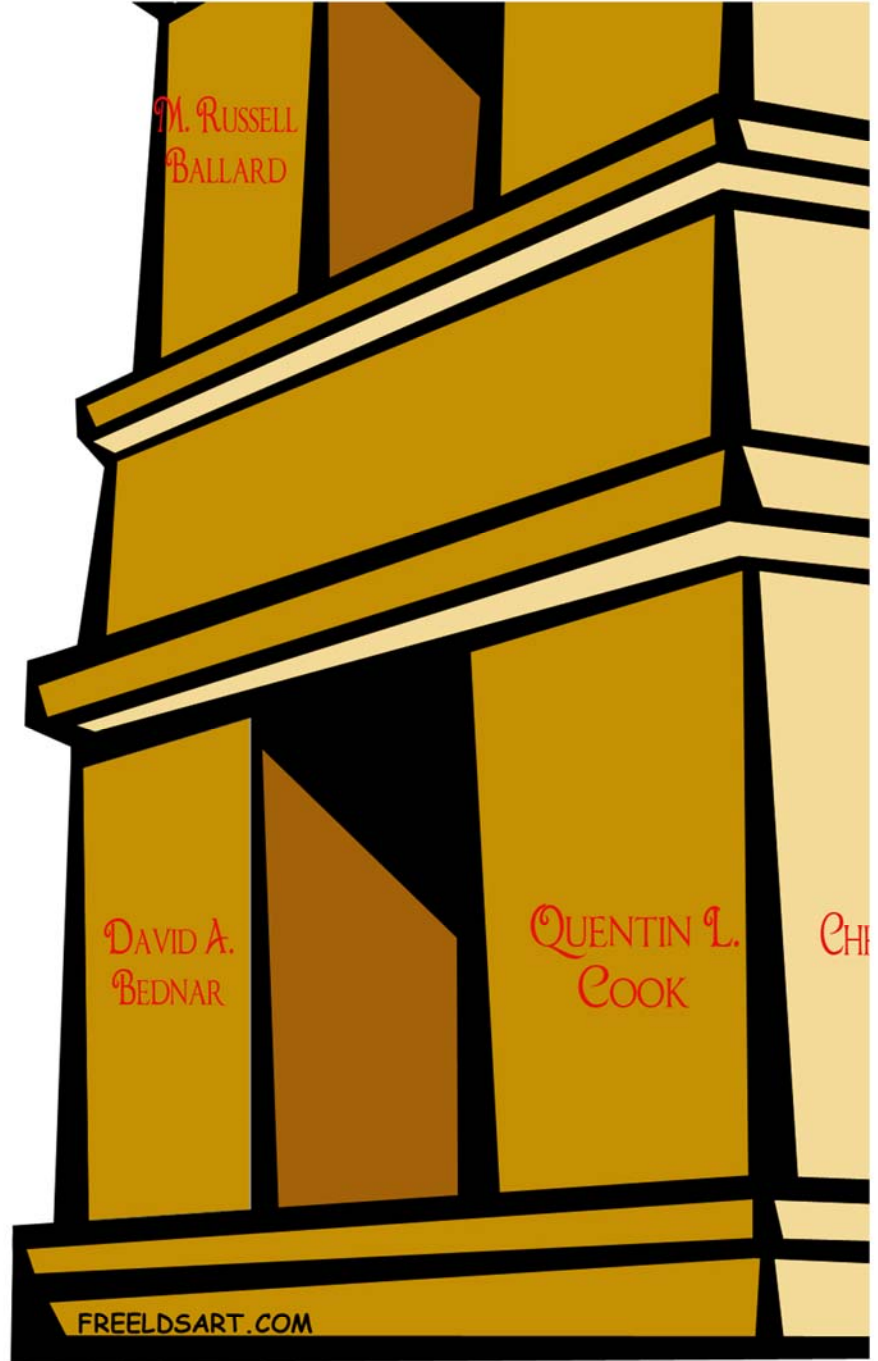
ELDER NEIL L. ANDERSON: He was raised on a dairy farm in Idaho. He knows how to speak four languages: English, Spanish, Portuguese, and French.


TO ASSEMBLE THE TOWER: PRINT OFF ALL FOUR TOWER PIECES. CUT ALONG COLORED TOWER EDGES, LINE UP EDGES AND TAPE ON FRONT THEN ON BACK FOR STABILITY. ALTERNATIVELY YOU CAN LAMINATE EACH PAGE FIRST THEN CUT ALONG EDGES AND TAPE TOGETHER SO THE TOWER LASTS LONGER. TOWER SHOULD LOOK LIKE THIS.











PICTURES FOR WATCH TOWER
CUT OUT AND TAPE ONTO
PLACES INDICATED ON WATCH TOWER



Apostle Cards are available from Sugardoodle.net:

<http://downloads.sugardoodle.net/2009ApostleCards.pdf>

Print off cards, glue the facts to the back of each corresponding photo. Punch holes in the corner and place on a ring.