


# October 2011

## General Conference Activity Packet

[www.scripures4kids.com](http://www.scripures4kids.com) and [sugardoodle.net](http://sugardoodle.net)



# Nursery Packet

*This belongs to:*

# Instructions:

This packet is broken into two parts. The first part, marked by the ♥, contains fun activities that you can do before or after conference. The second part, marked by the ★, contains fun worksheets that you can do during conference. You will need additional planning for the ♥ activities to make sure you have the needed supplies. We hope these craft activities will be fun interactive experiences that help keep your children involved with General Conference.

## What you will need:

### ♥ Before or after Conferernce

6 clothespins  
Yarn  
2 Toliet Paper Rolls  
Glue  
Scissors  
Markers or crayons

### ★ During Conference

Markers or crayons  
Pencil or Pen

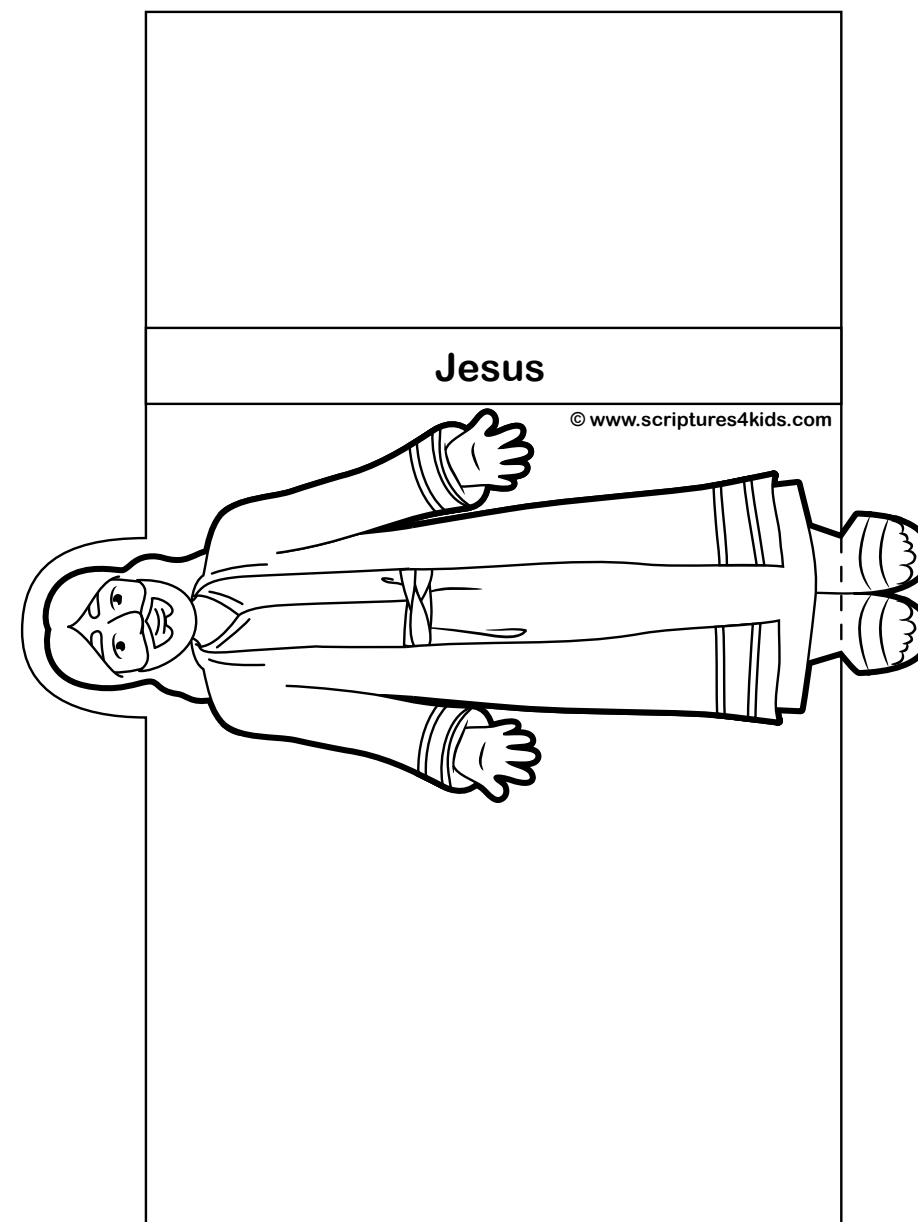
Credits

Design, Planning, Layout: Angela Roberts, Amanda Sorensen & Bekka Shipley  
Artwrok: Amanda Sorensen

Print for personal and non-commercial church use

© scriptures4kids.com All rights reserved

## When Christ was on the Earth he talked to his followers..



### Jesus Toilet Paper Roll Puppet

1. Color and cut out puppet.
2. Fold up feet.
3. Glue around an empty toilet paper roll.
4. Use with boat, water, and Peter to act out the story of Christ walking on the water

© www.scriptures4kids.com

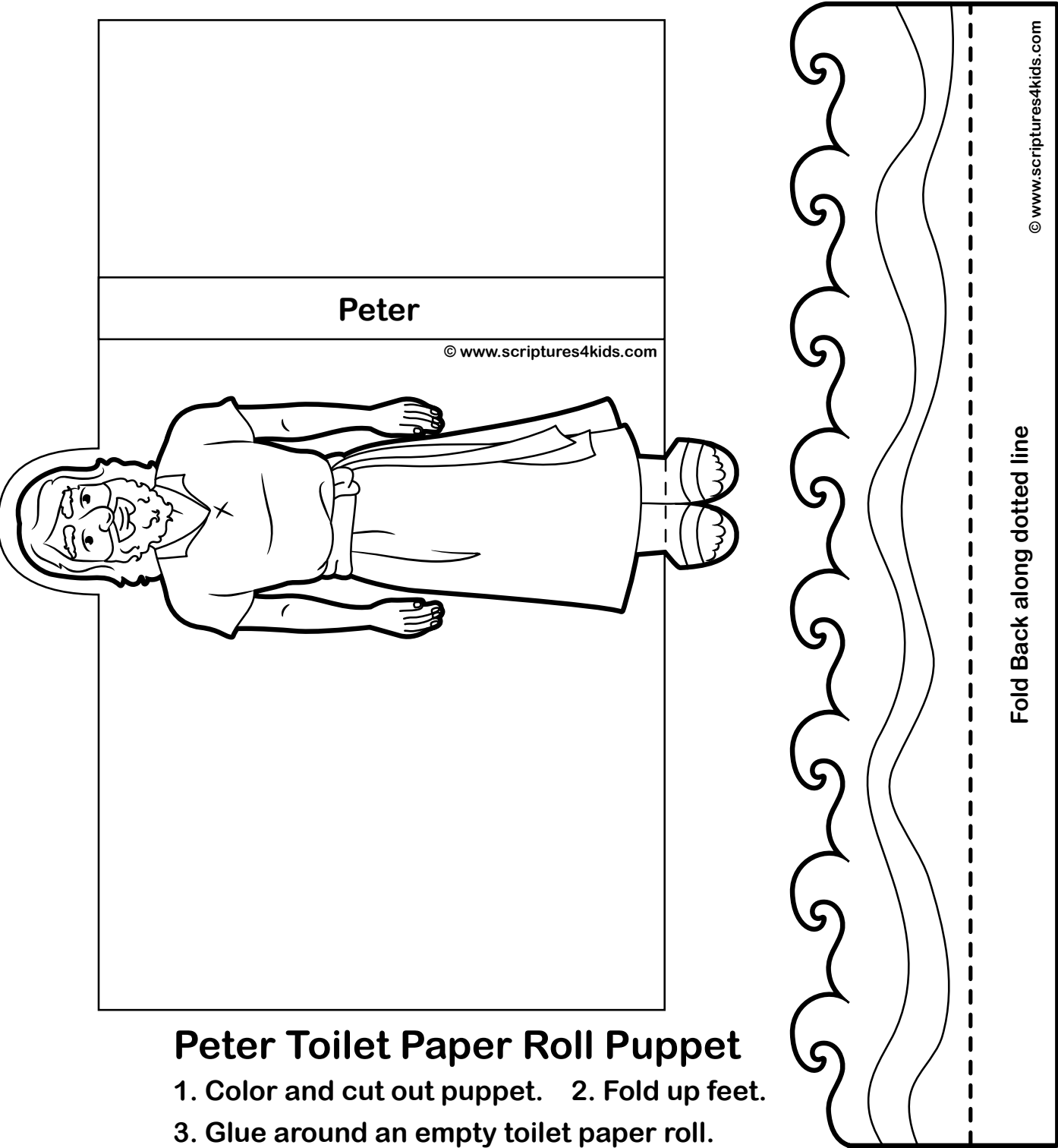
Print for personal and non-commercial church use

© scriptures4kids.com All rights reserved

© www.scriptures4kids.com

Fold back along dotted line

# Peter had Faith and walked on water.




## Peter Toilet Paper Roll Puppet

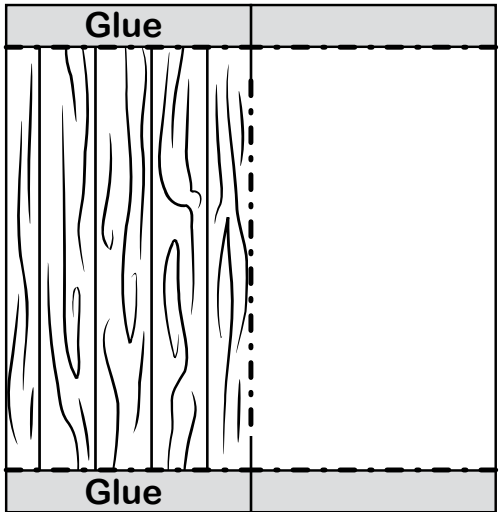
1. Color and cut out puppet.
2. Fold up feet.
3. Glue around an empty toilet paper roll.
4. Use with boat, water, and Jesus to act out the story of Christ walking on the water.



1. Boat Sides - cut across dotted lines for the boat seat then glue a thin piece of the sides together at each end. Bottom and top should be open.

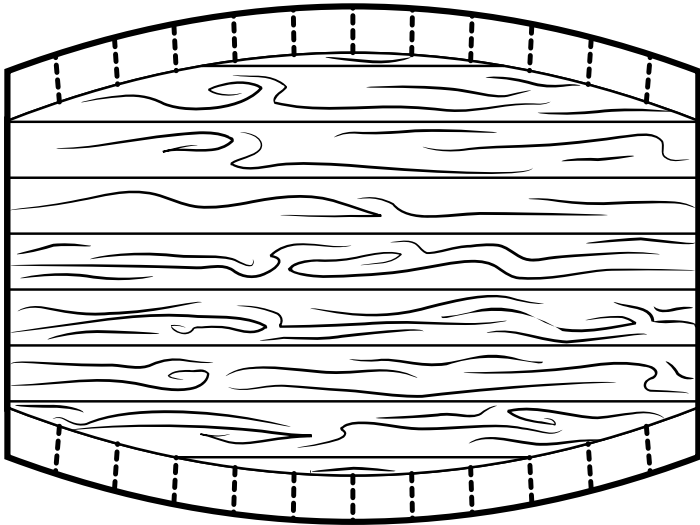


\*Glue boat sides first before moving onto other steps.\*



2. Boat Seat - Fold in half along dashed line and glue together. Fold down side pieces along dashed line then glue to the inside of the boat about half way down.

3. Boat Bottom - cut along dotted lines, fold up flaps and glue to the bottom inside of the boat sides. The bottom should be centered between the boat sides.





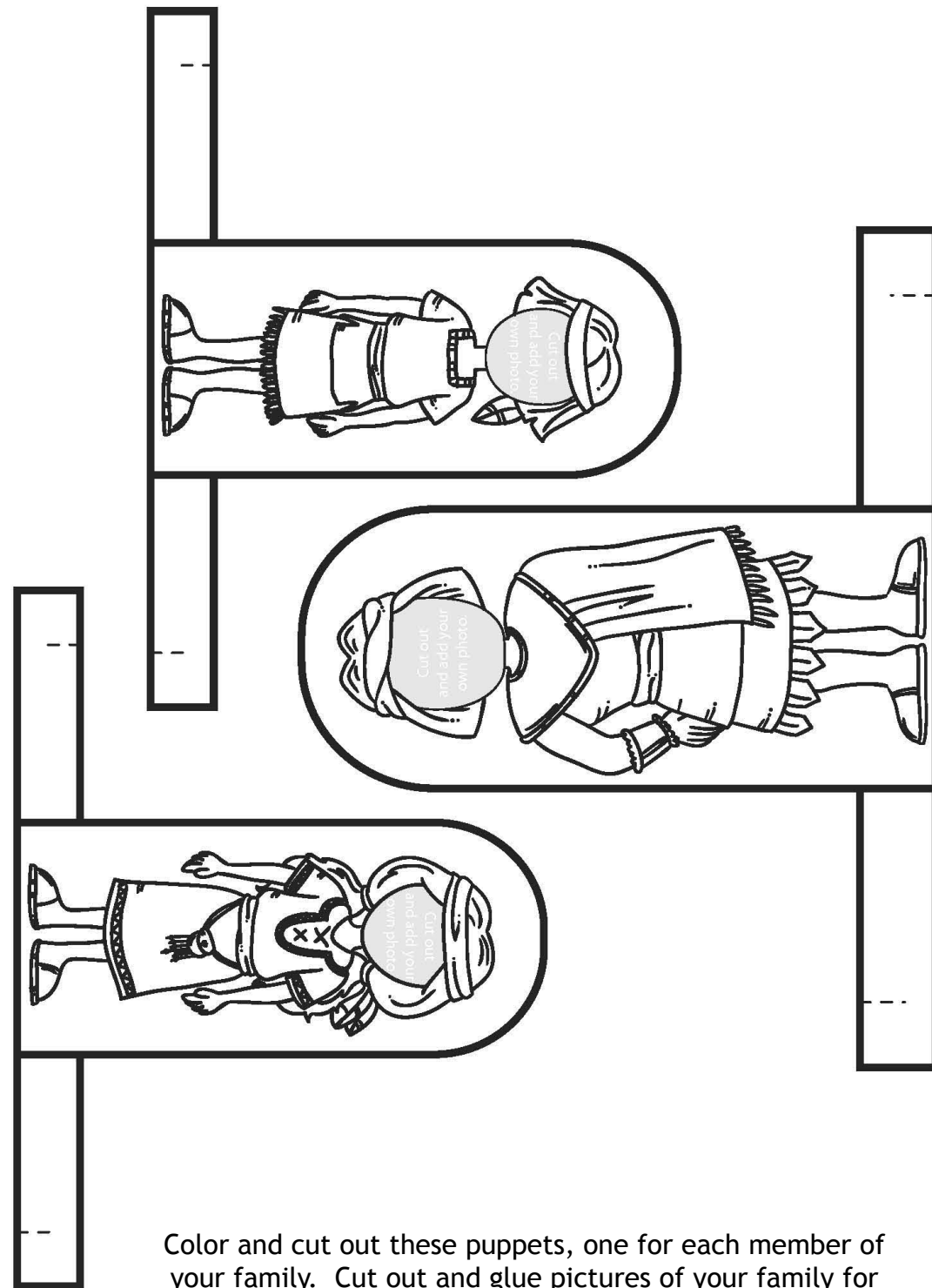
**When Christ was on  
Earth he talked to  
the prophets.**



**Peter taught others the things  
Christ taught him.**

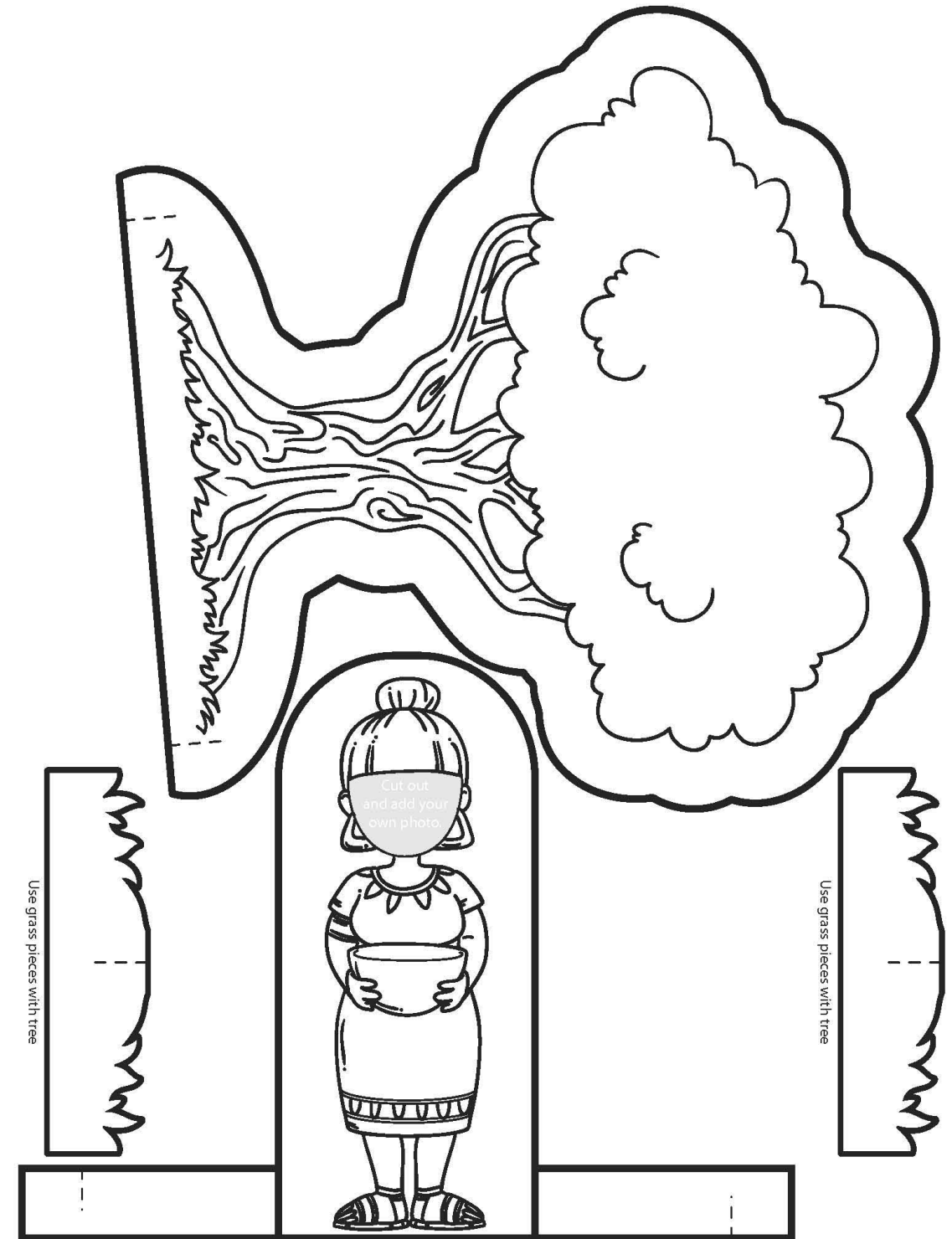


**Christ told King Benjamin  
what to teach his people too!**




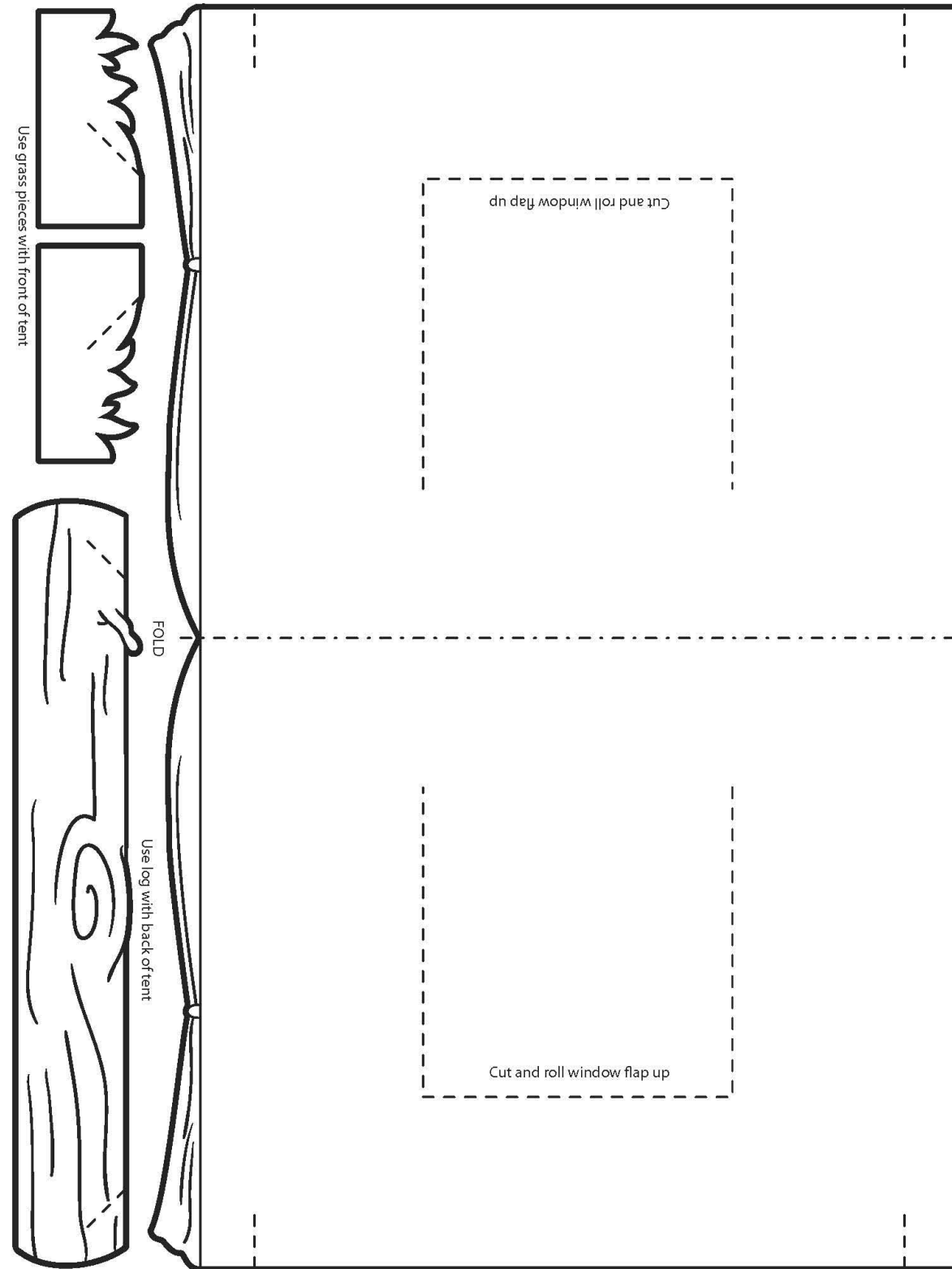
Color and cut out these puppets, one for each member of your family. Cut out and glue pictures of your family for the puppets face.

**People came to listen to the  
prophet in their family tents.**





# ★ Christ tells President Monson what to teach his people.



**Today President Monson  
is our prophet.**



Love others

Read scriptures


Say your prayers

Fast


Go to church

Families are forever

Listen to your parents



**We get to hear President Mon-  
son speak in the Conference  
Center at General Conference.**



# Remember Pres. Hinkley's Six Be's?



Glue or tape each bee to a clothespin. String a line of yarn or twine across a wall. Add the bee clothespins and clip on drawings, lists, photos, etc of things that remind you of each of the six bees. You can read President Hinkley's original talk called "A prophet's Counsel and Prayer for Youth" in the New Era, Jan. 2001.

