

2011: Family Home Evening Lessons

I Know The Scriptures Are True



A compilation of FHE lessons to correspond with the 2011 Primary Theme

by Jessica Feth

Table of Contents

January

- Lesson 1: The Scriptures are the Word of God
- Lesson 2: We are to Feast Upon the Words of Christ
- Lesson 3: The Words of Christ will tell us all things that we should do
- Lesson 4: I can know the Scriptures are true

February

- Lesson 5: Heavenly Father has a plan for me
- Lesson 6: Jesus Christ created the earth for me
- Lesson 7: Families are central to Heavenly Father's plan
- Lesson 8: I will follow God's plan

March

- Lesson 9: Prophets speak to Heavenly Father (pt. 1)
- Lesson 10: Prophets speak to Heavenly Father (pt. 2)
- Lesson 11: We are lead by a living prophet today
- Lesson 12: There is safety in following the prophet

April

- Lesson 13: Jesus Christ was chosen to be our Savior
- Lesson 14: Jesus Christ is the perfect example for me
- Lesson 15: Through the Atonement of Christ all mankind may be saved
- Lesson 16: Jesus Christ was resurrected, and I will be too

May

- Lesson 17: The Church of Jesus Christ has been restored
- Lesson 18: Joseph Smith is the prophet of the restoration
- Lesson 19: The Book of Mormon is another testament of Jesus Christ
- Lesson 20: The Priesthood has been restored

June

- Lesson 21: Faith in Jesus Christ leads us to love Him, trust Him and keep His commandments
- Lesson 22: Repentance brings forgiveness
- Lesson 23: When I am baptized, I make a covenant with God
- Lesson 24: The Holy Ghost comforts and guides me

July

- Lesson 25: God has commanded His people to build temples
- Lesson 26: Families are blessings through sacred temple ordinances
- Lesson 27: The pioneers worked hard and sacrificed to build temples
- Lesson 28: I can prepare to be worthy to go to the temple

August

- Lesson 29: My body is a temple
- Lesson 30: Dressing modestly shows respect for Heavenly Father and myself
- Lesson 31: Living the Word of Wisdom shows respect for my body
- Lesson 32: Reading, watching and listening to wholesome things keeps my mind clean

Table of Contents

September

- Lesson 33: The scriptures teach that the gospel will be preached in all the world
- Lesson 34: Missionary work blesses everyone
- Lesson 35: I can prepare now to serve a mission
- Lesson 36: I can be a missionary now

October

- Lesson 37: I can pray to Heavenly Father
- Lesson 38: The scriptures teach me how and when to pray
- Lesson 39: Heavenly Father hears and answers my prayers (pt. 1)
- Lesson 40: Heavenly Father hears and answers my prayers (pt. 2)

November

- Lesson 41: Reverence is love and respect for God
- Lesson 42: Reverence during sacrament helps me to remember Jesus Christ
- Lesson 43: I can show reverence for sacred places and things
- Lesson 44: Reverence for God helps me to respect and love others

December

- Lesson 45: Prophets prophesied about the birth of Jesus Christ
- Lesson 46: Jesus Christ was born
- Lesson 47: Jesus Christ will someday return to earth
- Lesson 48: To prepare for the second coming, I will follow Jesus Christ

Lesson 1: The Scriptures are the Word of God

Opening Song:

"Scripture Power" (*Friend*, Oct 1987)

Opening Prayer:

Family Business:

Scripture:

2 Nephi 32:3

Lesson:

Treat:

Items Needed

- Scriptures
- Cloth or Wrapping Paper
- Scissors
- Hole Punch
- Yarn
- Crayons

Preparation

- Print out flannel board story on heavy cardstock.
- Print out Scripture Coloring Book.
- Cut out Scripture Coloring Books (or let the children do this, if they are old enough to cut with scissors).

Lesson

Cover a set of scriptures with a piece of cloth or wrap them in paper. Place the covered scriptures on a table or chair where the children can see them. Explain that you have covered something that is important to you and to everyone. Let the children guess what you have covered.

After a few guesses, let the children feel through the cloth or paper. If a child guesses that it is a book or books, tell the children that is correct and uncover the books. Tell the children that these books are called the scriptures. Have the children say the word *scriptures* a few times.

Explain that the scriptures are important books that are different from other books. They are sacred books. Remind the children that something that is sacred helps us think about Heavenly Father and Jesus. Explain that the scriptures tell us about Heavenly Father and Jesus and how much they love us. They tell us what Heavenly Father and Jesus want us to do so we can be happy. Show and name each of the four standard works, one at a time. If some of them are combined in one book, point to the side binding where the titles are listed or turn to the title pages of each of the standard works.

Tell the children that we should take good care of the scriptures and turn the pages carefully. Have the children demonstrate how carefully they can handle the scriptures and turn the pages.

Explain that the scriptures contain stories that are true. These stories help us know what Heavenly Father and Jesus want us to do. The stories in the scriptures can help us in our lives.

(Lesson 41: "Heavenly Father and Jesus Gave us the Scriptures," Primary 1: I Am A Child of God, 135)

Read the following story and use the corresponding felt story figures:

Josiah was only eight years old when he became king of Judah. His father had been a wicked king, but Josiah chose to be righteous. When he had been king for several years, he ordered that the temple be repaired. While that was being done, the "book of the law" (scriptures) was found. The high priest sent it to King Josiah, who studied it carefully. To his dismay, he discovered that he and his people had not been living the gospel. He wept when he realized that they had been worshiping Idols (false gods). He ordered that the idols be destroyed.

The Lord saw that Josiah wished to be obedient and live according to the scriptures, and promised him that though Jerusalem would one day be destroyed because of its wickedness, it would not happen while he was king.

King Josiah had all the people brought before the temple. As he stood next to a pillar, he read to them from the book of law. He then had them make a sacred covenant to "walk after the Lord, and to keep his commandments ... with all their heart and all their soul, to perform the words of this covenant that were written in this book" (2 Kgs. 23:3). All the people agreed. Josiah tried all his life to live by the scriptures, and he tried to teach his people to do the same.

Though his people did not remain faithful after his death, Josiah was such a righteous man that it was said, "like unto him was there no king before him, that turned to the Lord with all his heart, and with all his soul, and with all his might, according to all the law of Moses; neither after him arose there any like him" (2 Kgs. 23:25).

("Josiah—Believer in the Scriptures," Friend Feb 1998, 10).

Activity

Make Scripture Coloring Book and color.



Josiah at age eight, when he became king


The temple being repaired



The high priest



The book of the law



Josiah, grown up, standing by the pillar of the temple

The Holy Bible



Jesus taught us about the **sacrament**.
Luke 22:19

The Book of Mormon



Jesus taught us to **pray in our families**.
3 Nephi 18:21

The Doctrine & Covenants



Jesus taught us to **love our neighbors**.
D&C 59:6

The Pearl of Great Price



Jesus taught us to be **baptized**.
Moses 7:11

Images courtesy of the *Friend* magazine.
Layout/Arrangement by Jessica Feth

Lesson 2: We are to Feast Upon the Words of Christ

Opening Song:

"Seek The Lord Early" (CS, 108)

Opening Prayer:

Family Business:

Scripture:

Psalm 63:1

Lesson:

Treat:

Items Needed

- (see 'Scripture Cookies' recipe)

Preparation

- Purchase any items needed for 'Scripture Cookies'.

Lesson

How many times do you eat each day? How long have you gone without eating anything at all? When you go without food and water, your stomach starts to growl with hunger and your body feels weak. Just as your body needs to be fed every day to keep it strong and healthy, your spirit needs daily nourishment to be strong and to stay close to Heavenly Father. One way to do this is by reading the scriptures. President Ezra Taft Benson has said: "Heavenly Father wants you to continue to learn from the Book of Mormon every day. It's Heavenly Father's special gift to you. By following its teachings, you will learn to do the will of our Father in Heaven.

To be successful in reading the scriptures every day, you first need to promise yourself that you will do it. Then try to make a habit of reading at the same time each day, perhaps right when you wake up in the morning, before or after a meal, or just before you go to bed. You can read a verse, a chapter, a page, or for a certain amount of time. If you can't read, ask someone in your family to read to you. The important thing is to do it every day.

Jesus said, "And blessed are all they who do hunger and thirst after righteousness, for they shall be filled with the Holy Ghost" ([3 Ne. 12:6](#)). When you read the scriptures daily, you will be blessed in many ways and will feel closer to Heavenly Father.

(Laurel Rohlfiing, "Sharing Time: Read the Scriptures Daily," Friend, Mar 1991, 12)

Activity/Treat

Follow the recipe for 'Scripture Cookies'.

Scripture Cookies



1 3/4 Cup	1 Kings 4:22	(flour)
1 teaspoon		(baking soda)
1/2 teaspoon	3 Nephi 12:13	(salt)
1 1/4 Cup	Jeremiah 6:20	(brown sugar)
1 Cup	Psalms 55:21	(butter)
1/2 Cup	Isaiah 43:24	(sugar)
2 Large	Isaiah 10:14	(eggs)
2 Tablespoons	Deuteronomy 26:9	(milk)
2 teaspoons		(vanilla)
2 1/2 Cups	D&C 89:17	(quick or old fashioned oats)
2 Cups	1 Samuel 30:12	(raisins or chocolate chips)

Combine flour, baking soda and salt in small bowl. Beat brown sugar, butter and granulated sugar in large mixer bowl until creamy. Beat in eggs, milk and vanilla extract. Gradually beat in flour mixture. Stir in oats and morsels. Drop by rounded tablespoon onto ungreased baking sheets.

Bake in preheated 375 degree oven for 9 to 10 minutes for chewy cookies or 12 to 13 minutes for crispy cookies. Let stand for 1 minute; remove to wire racks to cool completely. Make about 4 dozen cookies.

(Nestles Toll House "Choc-Oat-Chip Cookies")

Lesson 3: The Words of Jesus Christ will tell us all things we should do

Opening Song:

"Tell Me The Stories Of Jesus" (CS, 57)

Opening Prayer:

Family Business:

Scripture:

2 Nephi 32:3

Lesson:

Treat:

Items Needed

- Gospel Art Book
- Scissors
- Glue or Tape
- Crayons

Preparation

- Print out picture *Christ with Children* (if Gospel Art Book is unavailable)
- Print out "Scripture Study Sam" (one for each child)

Lesson

Show the children picture *Christ with Children* (116 of the Gospel Art Book)

Have you ever wondered how it would feel to have the Savior, Jesus Christ, look into your eyes and smile or place His hands upon your head and bless you? How would His voice sound? What would He say to you? Would you want to stay with Him always and never ever leave?

Jesus wants you to hear His voice and feel His spirit. He loves you and wants you to feel that love. He wants to bless you. He wants you to understand what things will bring you happiness and make it possible for you to live with Him and your Father in Heaven forever.

The Savior's words are recorded in the scriptures. His teachings are there. As you search the scriptures to understand what you should know and what you should do, you will hear His voice (see Doctrine and Covenants 18:35–36). This "hearing" is often a feeling that comes into your mind and your heart. If you read the scriptures with faith, desiring to believe and seeking to understand, you do more than just read words. You open a door and invite the Spirit of the Lord into your heart and mind (see [Rev. 3:20](#)). You will want to do what is right. You will feel the love of the Savior. His words will bless you. The scriptures will tell you all the things that you should do. Studying them will bring you closer to Him.

(Karen Ashton, "Sharing Time: The Words of Christ," *Friend*, Mar 1996, 46)

Activity

Color the picture of "Scripture-Study Sam" and the picture strips. Cut out along all the heavy black lines. Carefully cut out the windows above Sam's shoulder. Then fold along the dotted line and glue or tape the edge to the back of Sam, forming a flattened tube. Glue or tape end to end the long picture strips containing the situations and the scripture references. Slip the resulting strip inside the tube. As you move the strip, a difficult situation will appear in the large window and a helpful scripture reference will appear in the small window. Be sure to look up the reference to see how the scripture can help Sam resolve each difficult situation he faces.



Christ with Children, by Del Parson, © IRI

SCRIPTURE-STUDY
SAM

FOLD HERE



"THE WORDS OF CHRIST WILL TELL YOU
ALL THINGS WHAT YE SHOULD DO"
(2 NEPHI 32:3).

GLUE OR TAPE

Someone
you love is
very sick.
You wish
that you
could help.



James 5:15

On your way
to school you
see a little
child fall
down.



Matthew 25:40

Some one
teases you
because you
go to church
and keep
the com-
mandments.



Matthew 5:10

You feel like
yelling at
your little
brothers
and sisters.



Proverbs 21:23

You want to
have the
Holy Ghost
with you.



D&C 121:45-46

You want to
know what
Heavenly
Father, Jesus
Christ, and the
Holy Ghost are
like.



D&C 130:22



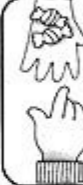
You borrowed
a game from
a friend a
long time ago
and have not
returned it.

Mosiah 4:28



Your brother
tells you that
he took some
money from
your drawer
and that he is
sorry.

3 Nephi 13:14



You have two
pieces of
candy left,
and you see
someone
with none.

2 Corinthians 9:7



Your parents
won't let you
see a TV show
you want to
see.

Colossians 3:20



You want to
bear your
testimony but
are afraid.

2 Timothy 1:7-8



You want to
know if the
Book of
Mormon is
true.

Moroni 10:4-5

Lesson 4: I can know the Scriptures are true

Opening Song:

"Search, Ponder and Pray" (CS, 109)

Opening Prayer:

Family Business:

Scripture:

Mosiah 1: 6-7

Lesson:

Treat:

Items Needed

- Scriptures
- Blindfold
- Tape
- Computer/Internet or Scriptures on CD

Preparation

- Print out word strips
- If you chose to listen to the story of President Smith, have the link set up and ready to play.

Lesson/Activity

Have one child (or parent) leave the room, while the others tape the word strips around the room blindfold a child. Have the other children lead him or her to one of the slips, calling out "hot" as he gets near it or "cold" when he moves away from it. Have the children read the scripture and find the word that describes one important key to studying the scriptures. (It is the same in each scripture.) After the children have guessed the word *search*, explain what it means. Explain the word *ponder*. When we search and ponder the scriptures, we can receive inspiration from the Holy Ghost that will help us understand.

President Joseph F. Smith received inspiration when he did this. Read or listen to (to listen, go to: <http://scriptures.lds.org/en/dc/138>, then click on the link in the upper left corner that says "LISTEN") what happened when he was pondering the mission of the Savior and the scriptures (see [D&C 138:1-11](#)).

(Karen Ashton, "Sharing Time: The Words of Christ," *Friend*, Mar 1996, 46 - Lesson #3)

acts 17:11

Jacob 7:23

mosiah 1:7

alma 33:2

သိပ္ပံနိပါတ် ၁:၃၇

Lesson 5: Heavenly Father has a plan for me

Opening Song:

"I Lived In Heaven" (CS, 4)

Opening Prayer:

Family Business:

Scripture:

Abraham 3:25-26

Lesson:

Treat:

Preparation

- Print out Pictures 1-3 on cardstock
- Print out two copies of "Go Fish" or "Concentration/Matching Game"

Lesson

Many people want to know where they came from, why they are here, and where they are going. Heavenly Father's plan of happiness answers these questions.

(Show Picture 1)

Before we were born, we all lived together in heaven with Heavenly Father and Jesus Christ. We learned and grew as much as we could. But eventually Heavenly Father gathered all His children in a council and told us that to become like Him, we must leave heaven for a time. He would create an earth for us, He would give us the freedom to choose between good and evil, and He would show us the way to know what is good. He would provide a Savior so that when we sinned, we could repent and still return to Him.

(Show Picture 2)

We came to earth to gain a body and walk by faith. We can't remember our home in heaven, but we can choose the right by following the example of Jesus, obeying our parents, and living My Gospel Standards.

(Show Picture 3)

After we die, we will all live again because of the Atonement of Jesus Christ. He overcame death through the Resurrection, and everyone will be resurrected. He also overcame sin, and those who have faith, repent, are baptized, receive the Holy Ghost, and keep the commandments will return to live with Heavenly Father and Jesus Christ. They will have the gift of eternal life, which is what the plan of happiness is all about.

(Margaret Lifferth, "Sharing Time: The Plan of Happiness," Friend, Jan 2005, 14)

Activity

Play "Go Fish" or "Concentration/Matching Game" with the Creation Cards.



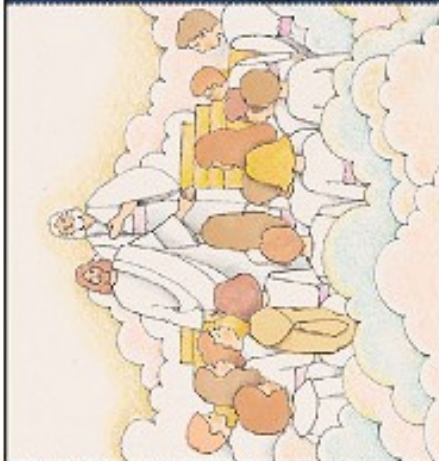


Heavenly Father's Plan of Happiness for Me

(See Moses 1:39.)



Jesus Christ came to earth. He is our Savior; He overcame the Fall. Because of Him, we can live again.
(See Abraham 3:27–28.)



We lived in heaven with Heavenly Father and Jesus Christ before we were born.
(See Abraham 3:22–26.)



Coming to a family is part of Heavenly Father's plan. (See paragraphs 1–4 of "The Family: A Proclamation to the World," *Ensign*, Nov. 1995, 102.)




An earth was created.
(See Moses 2:1–3:3.)



We will all die, and because of Jesus Christ, we will all be resurrected.
(See Alma 11:42–45.)



Adam and Eve and the Fall were a part of Heavenly Father's plan.
(See Moses 4:6–5:12.)



When we follow the example of Jesus Christ, we can inherit the celestial kingdom.
(See D&C 76:50–70.)

Lesson 6: Jesus Christ created the Earth for me

Opening Song:

"My Heavenly Father Loves Me" (CS, 228)

Opening Prayer:

Family Business:

Scripture:

2 Nephi 2:14-15

Lesson:

Treat:

Preparation

- Print, cut and color flannel board story on heavy cardstock.
- Print out "Creation Charades" game cards.

Lesson

Read the story of the creation from the *Friend* February 2007.

Activity

Play "Creation Charades". Family members take turns choosing a slip of paper from "Creation Charades" and acts out what is on the slip of paper. Other family members guess what is being acted out.

The Creation

When Heavenly Father presented the great plan of happiness in the Council in Heaven, we shouted for joy. Heavenly Father and His Son, Jesus Christ, were giving us the opportunity to come to earth to grow and learn so that we could become like Them.

Under the direction of Heavenly Father, Jesus Christ created a wonderful world where we could live. The creation took six days.

First, Jesus divided the light from the darkness to make day and night.

On the second day, He organized the heaven and the earth.

On the third day, He divided the land from the waters and created grass, flowers, trees, fruit, and herbs.

On the fourth day, He created the sun, moon, and stars.

On the fifth day, He created the fish and birds.


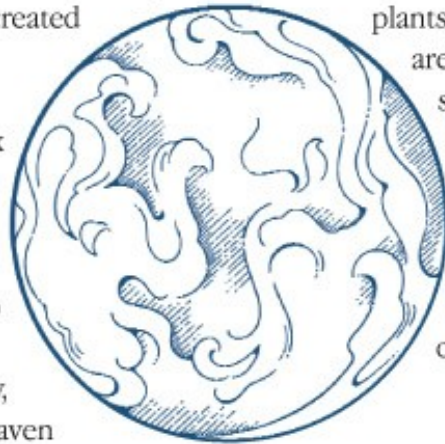
On the sixth day, Jesus created the animals. Then, most important of all, Heavenly Father created man "in his own image, in the image of God created he him; male and female created he them" (Genesis 1:27). Adam and Eve were the first man and woman to live on the earth and care for it.




The beautiful world we live in is a gift from our loving Heavenly Father. We can thank Him




in our prayers for its many blessings. We can also show our thankfulness by caring for the plants and animals on the earth. Our bodies are also a gift from Heavenly Father. We should especially take care of our bodies and always remember to show gratitude and reverence for their creation.

Instructions: Color the figures, glue them to heavy paper, and cut them out. Use the figures to retell the story of the creation.







Turtle



Sun




Snake



Elephant



Mountain



Spider



Flower




Rain



Crab



Cloud



Lion



Tree



Horse



Ocean



Fish



Bird



Butterfly



Baby

Lesson 7: Families are central to Heavenly Father's Plan

Opening Song:

"Families Can Be Together Forever" (CS, 188)

Opening Prayer:

Family Business:

Scripture:

Alma 37:35

Lesson:

Treat:

Items Needed

- Scissors
- Crayons, Colored Pencils or Markers

Preparation

- Print out Family Language Poster
- Print out Family Puzzle on Cardstock

Lesson

(Show your family the poster with the different languages on it)

These words may look different, but they all mean the same thing—FAMILY! All families are different. Some families have many children, and some have a few children, or one child, or no children. Some families have children, parents, grandparents, aunts, and uncles all living together. Some children have two parents, and some have one. Some children live with their grandparents or other adults; these adults make up their family.

Heavenly Father planned for us to come to earth and live in a family. He wants the best things for us and wants us to return to live with Him one day. He gave us parents to teach us and help us make wise decisions.

You are important to your family, and your family is important to you. The important thing about families is that family members love and care for each other. An important part of living the gospel is showing love for your family and working to have a happy family. You can show your love for your parents by being helpful and obedient (see [Eph. 6:1](#)). When you are kind to family members, you are showing your love for them. The scriptures teach us how to love our family. They tell us to be "kind one to another, tenderhearted, forgiving" ([Eph. 4:32](#)).

Prophets teach us the importance and the blessings of families. President Spencer W. Kimball (1895–1985) said, "The family is the basic unit of the kingdom of God on earth" (*Ensign*, May 1978, 45). President Ezra Taft Benson (1899–1994) said, "Your most important friendships should be with your own brothers and sisters and with your father and mother. Love your family" (*Ensign*, May 1986, 43). President Gordon B. Hinckley tells us, "The greatest joys of life are experienced in happy family relationships" (*Teachings of Gordon B. Hinckley*, 205).

Heavenly Father has established families to bring us happiness, allow us to learn correct principles in a loving atmosphere, and prepare us for eternal life.

Sheila E. Wilson, "Sharing Time: My Family," Friend, Feb 2004, 20

Activity

Color, cut and piece together Family Puzzle.

Banay

famiglia

aiga

familia

rodina

perhe

ijölskylda

család



**HEAVENLY FATHER PLANNED FOR ME TO COME TO A FAMILY.
I CAN STRENGTHEN MY FAMILY NOW.**

"The family is central to the Creator's plan for the eternal destiny of His children" ("The Family: A Proclamation to the World").

Lesson 8: I will follow God's Plan

Opening Song:

"I Will Follow God's Plan for Me" (CS, 164)

Opening Prayer:

Family Business:

Scripture:

2 Nephi 32:3

Lesson:

Treat:

Items Needed

- Pencils or Crayons

Preparation

- Print out letters on heavy cardstock
- Print one maze for each family member.

Lesson

Think about the choices you make every day. Do you choose what to wear, what to say, what to read and watch, and how to act? The ability to make choices is a gift from Heavenly Father. It is called *agency*. Using our agency is an important part of Heavenly Father's plan for us. What helps you choose the right?

Heavenly Father will help you choose the right. You are a child of God, and He wants you to return to live with Him again. Remember, you can pray to Heavenly Father anytime, anywhere, and He will bless you with courage to choose the right.

Jesus Christ will help you choose the right. He is "the way, the truth, and the life" ([John 14:6](#)) and the perfect example for you to follow. You will choose the right when you ask yourself, "What would Jesus want me to do?"

The Holy Ghost will help you choose the right. When you are baptized and when you take the sacrament, you covenant (or promise) to keep the commandments. When you do this, Heavenly Father promises that the Holy Ghost will be with you. The Holy Ghost will prompt you to do what is right, warn you, and bless you with peace when you choose the right.

Prophets help you choose the right. The scriptures contain the word of God taught by His prophets. They can help you know what to do. Today, our prophet and other leaders are the servants of God. Listen when they speak in general conference. As you follow their counsel, you will choose the right.

Two of My Gospel Standards talk about doing things that are "pleasing to Heavenly Father." How do we know what is "pleasing to Heavenly Father"? *Put each word in an envelope. (You may want to clip together the letters to the words GOOD and REPORT separately, but put them in the same envelope.) Work as a family to unscramble the words. For younger children who cannot read/spell, you may want to number them on the back of the cards in their proper order. Repeat or sing the thirteenth article of faith.*

V I R T

U O U S

L O V E

L

Y

G

O

O

D

R

E

P

O

R

T

P

R

A

I

S

E

W

O

R

T

H

Y



Follow the maze. Chose the pictures the represent good decisions. As you make correct choices, the maze will lead you to Jesus Christ.

Lesson 9: Prophets speak for Heavenly Father, Part 1

Opening Song:

"Latter Day Prophets" (CS, 134)

Opening Prayer:

Family Business:

Scripture:

D&C 1:38

Lesson:

Treat:

Items Needed

- Gospel Art Book: #7, 67, 87, 137.

Preparation

- Print out pictures, if Gospel Art Book is not available.
- Print Latter-Day Prophet Cards according to the website instructions for the **Activity**.

Lesson

(Show each prophets picture as you're telling your family about them.)

Pretend that it's a beautiful summer evening and you have been playing outside with your brothers and sisters. Now imagine that your mom calls to you and asks you to tell them to come in for dinner. You are speaking for your mom, delivering a message for her to your family. Will they listen?

Throughout the ages, Father in Heaven has chosen certain men to speak for Him. These men are called prophets. They teach us what Heavenly Father wants us to know. They warn us about what will happen if we disobey. They also tell us about the wonderful blessings that will come when we do obey. Will we listen?

The scriptures tell us about the prophets who were called by Father in Heaven to speak for Him. **Noah** was asked by the Lord to warn the people that if they didn't repent, a terrible flood would come and cover the earth. Noah's family were the only ones who listened, and they were saved from the flood.

The prophet **Lehi** was shown that the Messiah (Jesus Christ) would come and be the Savior of the world. Lehi's son Nephi prayed to know if the words of his father were true. The Lord visited Nephi, and he believed all the words of his father. Later, Nephi also spoke for the Lord.

As a young boy, **Joseph Smith** went into the woods to pray to Father in Heaven and ask which church he should join. Heavenly Father and Jesus Christ appeared to him and gave him instructions that opened the way for the restoration of the gospel in our day.

We have a living prophet today, **Thomas S. Monson**. He is the President of the Church, and he speaks to us for the Lord. He was chosen by God and called through proper priesthood authority. President Hinckley testifies that Jesus Christ is the Son of God, and he teaches us the gospel. All the prophets testify of Jesus Christ and teach us what He wants us to do.

When we pray to Heavenly Father as Nephi did, we can know that the words of the prophets are true. Prophets are men who “walk with God” (see [Gen. 6:9](#)). They keep His commandments and are obedient to the things He tells them to do. When we hear the prophet, we will know that he speaks to us for the Savior. Yes, we will listen.

(Diane S. Nichols, “Sharing Time: The Prophet Speaks for Heavenly Father,” *Friend*, Jan 2001, 14)

Activity

Follow the instructions to create and play the game, “Don’t Eat the Prophet” on www.sugardoodle.net. Copy and past the following link into your internet’s address bar:

<http://www.sugardoodle.info/Prophet/Dont%20eat%20the%20prophet.shtml>



Noah's Preaching Scorned, by Harry Anderson, © IRI



Lehi Preaching In Jerusalem, by Del Parson, © IRI



Brother Joseph, by David Lindsey, © 1998 David Lindsey



Thomas S. Monson, photo © JRI

Lesson 10: Prophets speak for Heavenly Father, part 2

Opening Song:

"Follow the Prophet" (CS, 110)

Opening Prayer:

Family Business:

Scripture:

Samuel 3:9

Lesson:

Treat:

Items Needed

- Crayons, Colored Pencils or Markets
- Gospel Art Book picture #18

Preparation

- Print out Samuel coloring page for each family member.
- Print out picture of Samuel, if Gospel Art Book is unavailable.

Lesson

(Show the picture of Samuel and read the follow story from the Friend)

Each night young Samuel slept inside the tabernacle at Shiloh. An oil lamp was supposed to burn all night long in the tabernacle. Eli, the priest, was old and his eyesight was too poor to make sure the lamp was always burning. It was Samuel's job to make sure the lamp never went out.

Samuel had lived at the tabernacle since he was very young. He saw his parents just once a year when they came to the tabernacle to offer sacrifices and to bring him a new set of clothes. Samuel's parents had promised the Lord that they would have Samuel serve Him in the tabernacle. The old priest Eli taught Samuel to love and serve Jehovah.

One night Samuel was fast asleep. Then he heard a soft voice call his name: "Samuel, Samuel."

Samuel thought Eli must need something. He went to Eli's room. "Here am I," Samuel said. Eli stirred from his sleep, surprised to see Samuel. He had not called the boy. Eli sent Samuel back to his bed.

Samuel returned to his bed and laid his head down to sleep. Everything in the tabernacle was quiet. Suddenly, a voice again called, "Samuel."

The boy jumped from his bed and ran back to Eli's room. He was certain he had heard someone call his name. Samuel asked Eli what he wanted. Puzzled, Eli said he had not called Samuel. Once again, he told the boy to lie back down and go to sleep.

Samuel obeyed. Then he heard a voice call his name a third time. When Samuel went back to the priest, Eli finally realized who had been calling the boy. Eli told Samuel it was Jehovah calling his name. He said Samuel should go back to his bed. When Jehovah called again, Samuel should say, "Speak, Lord; for thy servant heareth."

Samuel did as Eli told him. He went back to his bed to lie down and listen.

The voice spoke again, "Samuel, Samuel."

This time Samuel answered, "Speak, for thy servant heareth."

Then Jehovah spoke to Samuel.

Jehovah explained that Eli's sons were not worthy priests. Samuel would be called to become a prophet. Even though Samuel was just a boy, Jehovah knew his name and had a plan for him.

As Samuel grew, Jehovah continued to teach him, and Samuel continued to listen. When Eli died, Samuel became the prophet. He was a great leader, priest, and judge in Israel for many years.

What Was the Tabernacle at Shiloh?

The tabernacle was a portable temple. When the children of Israel were at Mount Sinai with the prophet Moses, Jehovah commanded them to build a place to worship and offer sacrifices. They took the tabernacle with them as they traveled from place to place. After they got to the promised land, the first permanent home for the tabernacle was in the town of Shiloh.

Jehovah is another name for Jesus Christ. He is Heavenly Father's oldest son. Heavenly Father asked Him to create the world and to help people return to Heavenly Father's presence. When Jehovah speaks to people, He is usually representing Heavenly Father. In the Old Testament, Jehovah is usually referred to as Lord. After He was born in Bethlehem, He was known as Jesus Christ.

God, our Heavenly Father, is the father of our spirits. He loves and watches over us always. We worship Him and pray to Him.

(Diane L. Mangum, "Jehovah Calls Samuel," *Friend*, Jun 2010, 14-15)

Activity

Color the picture of Samuel.



God Appears in a Night Vision to the Boy Prophet Samuel, by Harry Anderson, © IRI



The Lord Calls to Samuel

*The Lord called Samuel: and he answered, Here am I
(1 Samuel 3:4).*

Lesson 11: We are led by a living prophet

Opening Song:

"Stand for the Right" (CS, 159)

Opening Prayer:

Family Business:

Scripture:

Amos 3:7

Lesson:

Treat:

Items Needed

- 1st Presidency photographs
- Description cards

Preparation

- Print out photographs of the 1st Presidency members
- Print out description cards

Lesson/Activity

(Spread the 1st Presidency photographs on the floor or table where everyone can see. Evenly distribute description/picture cards to family members. As the descriptions are read for each 1st Presidency member, family members pay close attention to what is being said. If something is said that they have a picture of, they place it under the appropriate person. For example, if a family member has a picture of the Bern Switzerland Temple, they would place that under President Uchtdorf's photograph.)

[President Monson] was born in 1927 in Salt Lake City, **Utah**. As a boy, he participated in **sports** activities. He also decided, without having been asked, to **cut the lawn** of a widow and leave the yard looking much better. As president of his teachers quorum, he was successful in encouraging each member to attend priesthood meetings. He never gave up on any member of that quorum until each one became active in the Church.

He served in the **Navy** toward the end of World War II. After returning home, he married Frances Johnson in the **Salt Lake Temple**. They have **three children**, eight grandchildren, and four great-grandchildren.

When he was 22, President Monson was called to be the bishop of his ward with 1,080 members, including 84 widows. Each Christmas, he took a week of his vacation time to visit every widow and give each one a **gift**. While each of them lived, he visited them long after he was released from being their bishop. All his life, President Monson has been a faithful and humble servant of the Lord. He has a tender heart and a compassionate nature, which make him always aware of the less fortunate around him. President Monson learned early in his life to follow the promptings of the Spirit, and he has made it his goal to always follow the Spirit, no matter what. President Monson is also a friend to everyone he meets. He genuinely loves people and rarely forgets them once he has met them.

President Monson is a man of faith and a man of God, who can always be found **servicing** and loving those around him. "I believe that love is shown by how you live, how you serve, and how you bless others," he said. "When we serve others, we are showing them that we love them, and we are also showing Jesus Christ that we love Him and follow His example. ... Jesus said, 'If ye love me, keep my commandments. ... He that hath my commandments, and keepeth them, he it is that loveth me' " ([John 14:15, 21](#)).

President Henry B. Eyring was born and raised in Princeton, **New Jersey**. His father was an internationally known **scientist**, so his basement was filled with blackboards instead of ping-pong tables. Growing up in New Jersey, young Hal (as he was called) and his two brothers were the only youth in their small branch. They met in the Eyrings' home, using the dining room table for the sacrament and the pulpit. But his parents taught him well the gospel and the sciences, and Hal became well grounded in both.

During the Korean War missionary service was restricted, so President Eyring served in the **U.S. Air Force** instead of serving a full-time mission. While in the Air Force, he was called to be a district missionary. He spent his nights and weekends for the next two years serving the Lord and preaching the gospel. After he was released from the Air Force, he went back to school and met his wife, Kathleen. They have **six children** and twenty-five grandchildren. His family is a most important part of his life.




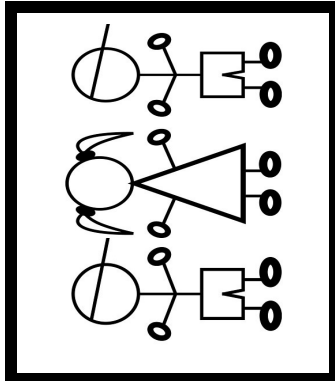



Throughout President Eyring's life, **education** and learning have been a great influence. It is certain that his passion for teaching and learning will continue to influence him as he helps spread the gospel. "Life is more than a career; life is a mission," he once said. "Life has a purpose, and its purpose requires learning across a wide spectrum. We should be learners throughout our lives."





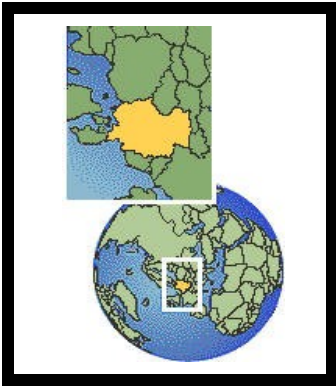
President Dieter F. Uchtdorf was born in **Czechoslovakia** and raised in **Germany**. When he was six years old, his family was converted to the Church.

President Uchtdorf learned the value of working hard at a young age. The Uchtdorfs owned a **laundry**, and Dieter rode a heavy-duty **bicycle**, pulling a heavy laundry cart before and after school. Years later, when he joined the air force, he learned that he had had a lung disease when he was younger. Because he had worked hard through his childhood, his body had healed itself and built up a resistance to the disease.

The **scriptures** became important to Dieter when he was young. [Romans 8:31](#) reads "If God be for us, who can be against us?" This scripture impressed upon him the desire to follow the Lord's teachings: "That teaching has stayed with me throughout my life. It taught me that I need to be on the Lord's side. I cannot afford not to be on the Lord's side."

President Uchtdorf worked for 30 years as an **airline pilot**. He married Harriet Reich in the **Bern Switzerland Temple**. They are the parents of **two children** and have six grandchildren. On October 7, 2004, he was ordained as an Apostle—the first Apostle called in more than 50 years who was born outside the United States.





Lesson 12: There is Safety in Following the Prophet

Opening Song:

"Keep the Commandments" (CS, 146)

Opening Prayer:

Family Business:

Scripture:

Mosiah 2:22

Lesson:

Treat:

Items Needed

- Road Signs
- Tape (to hang the signs)
- Glue Stick
- Scissors
- Crayons, Markers or Colored Pencils
- Construction or Colored Paper

Preparation

- Print Road Signs and sign descriptions on heavy cardstock. Cut out each sign and description. Glue the descriptions on the back of the Road Signs.
- Print out desired clipart; one for each family member.

Lesson

(Place the road signs around the room.)

Explain that some road signs warn us of danger ahead, while others help us appreciate where we are. If we follow the road signs, we will be much safer as we travel and enjoy the trip. Just like the road signs, when we follow the prophets' directions, Heavenly Father will protect and bless us on our journey through life.

Take a "trip" around the room, from one road sign to another. Explain that they will discover how the Lord blesses those who follow the prophets' teachings. Read and explain the scripture reference on the back of each sign what we are promised if we follow the prophets' direction. Tell a short story about a time when you or another person were blessed for their obedience to that principle. Or do a simple activity such as show how much a tenth is or what foods we eat to be healthy.

(Diane Nichols, "Sharing Time: The Prophet Will Tell Us," *Friend*, Nov 2001, 30 Sharing Time Idea #4)

Activity

Using one of the road sign clipart, have each family member draw a picture of a commandment from the prophets that they would want to follow. Cut out and paste on construction or colored paper.



If we pay our tithing...

Malachi 3:10



If we keep the Word of Wisdom...

D&C 89:18-21



If we keep the commandments...

Jarom 1:9



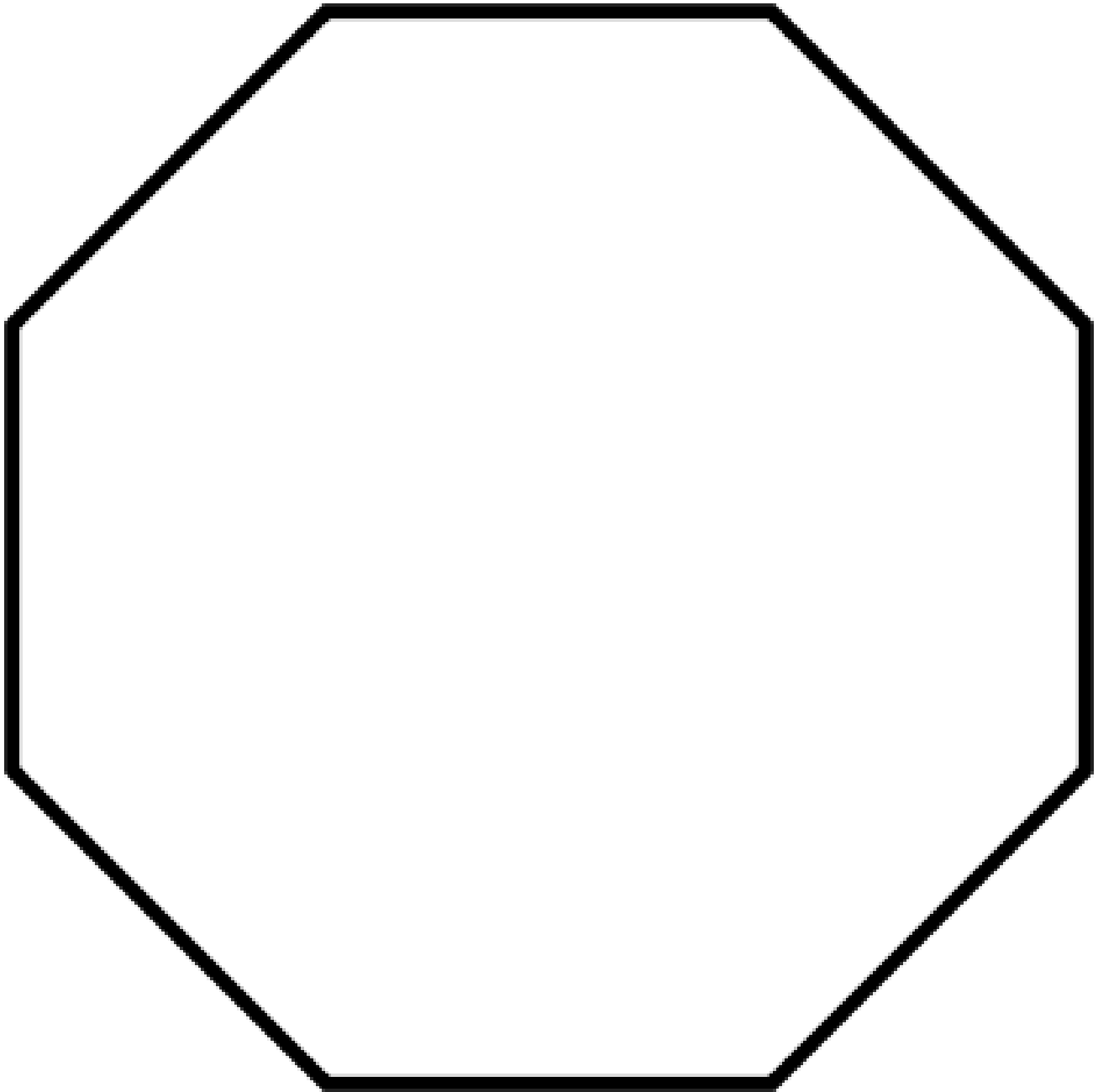
If we pray...


James 1:5





If we study the scriptures...

2 Timothy 3:15









Lesson 13: Jesus Christ was Chosen to be our Savior

Opening Song:

"He Sent His Son" (CS, 34)

Opening Prayer:

Family Business:

Scripture:

John 6:38

Lesson:

Treat:

Items Needed

- Pictures #1-4
- Crayons, Markers or Colored Pencils
- One coloring page for each family member

Preparation

- Print Pictures #1-4 on heavy cardstock. Color and cut out.
- Print one coloring page for each family member.

Lesson

(Show Picture #1)

When the plan for our salvation was presented to us in the spirit world, we were so happy that we shouted for joy.

(Show Picture #2)

We understood that we would have to leave our heavenly home for a time. We would not live in the presence of our heavenly parents. While we were away from them, all of us would sin and some of us would lose our way. Our Heavenly Father knew and loved each one of us. He knew we would need help, so he planned a way to help us.

(Show Picture #3)

We needed a Savior to pay for our sins and teach us how to return to our Heavenly Father. Our Father said, "Whom shall I send? (Abraham 3:27). Two of our brothers offered to help. Our oldest brother, Jesus Christ, who was then called Jehovah, said, "Here am I, send me" (Abraham 3:27).

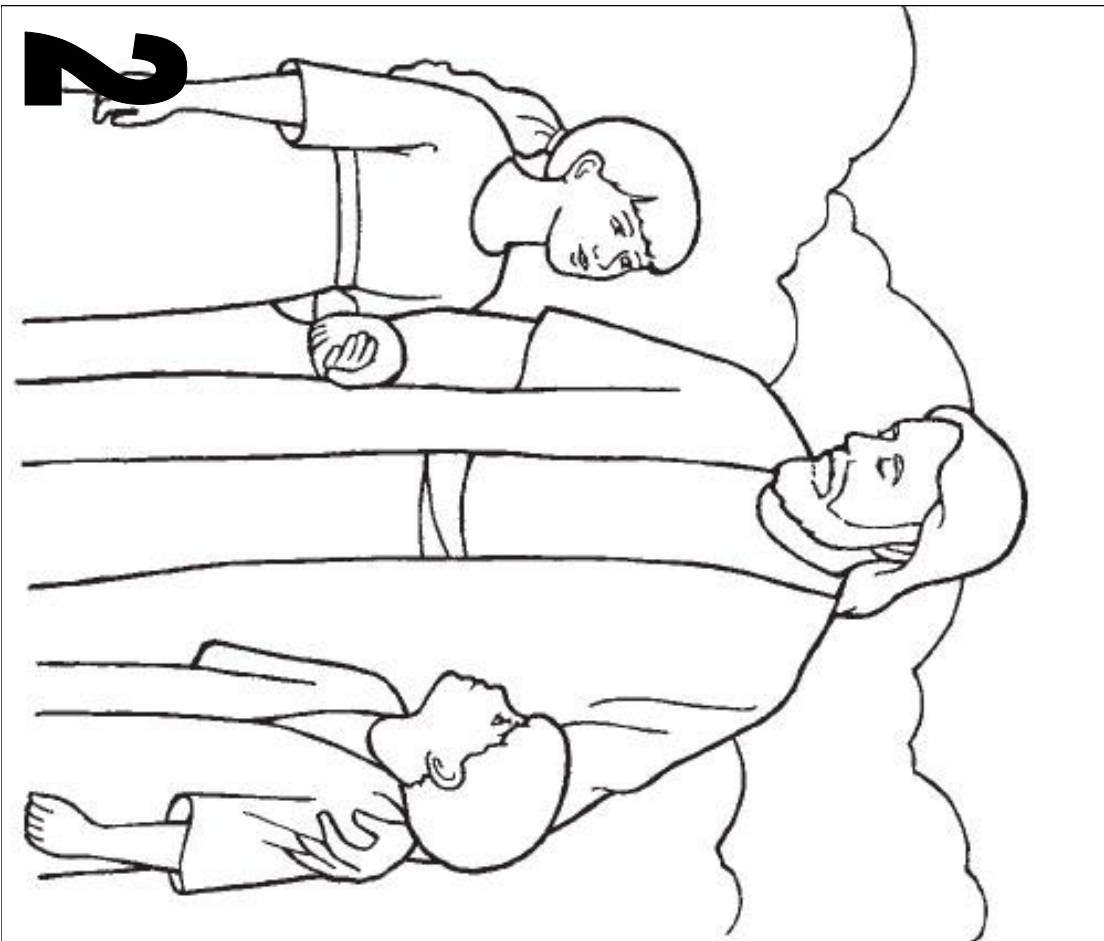
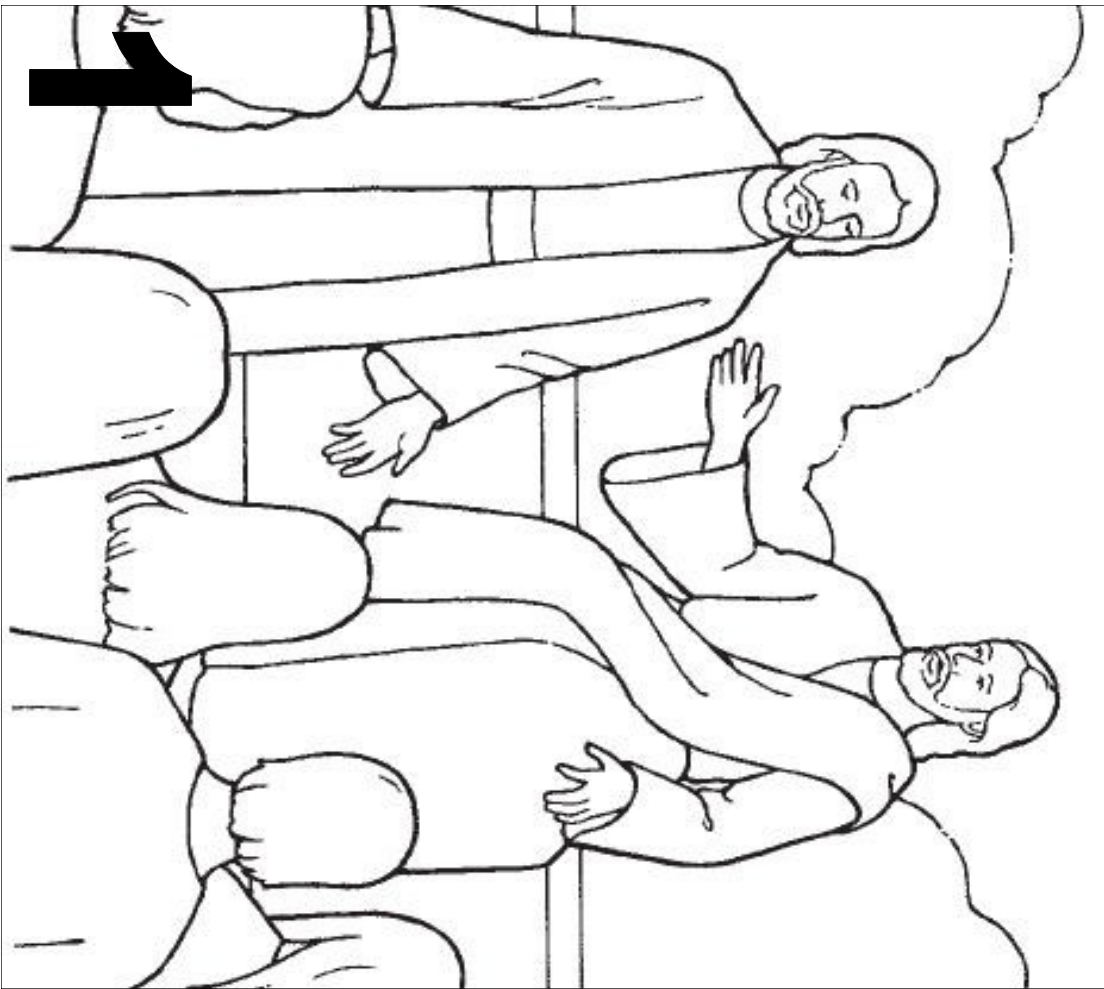
(Show Picture #4)

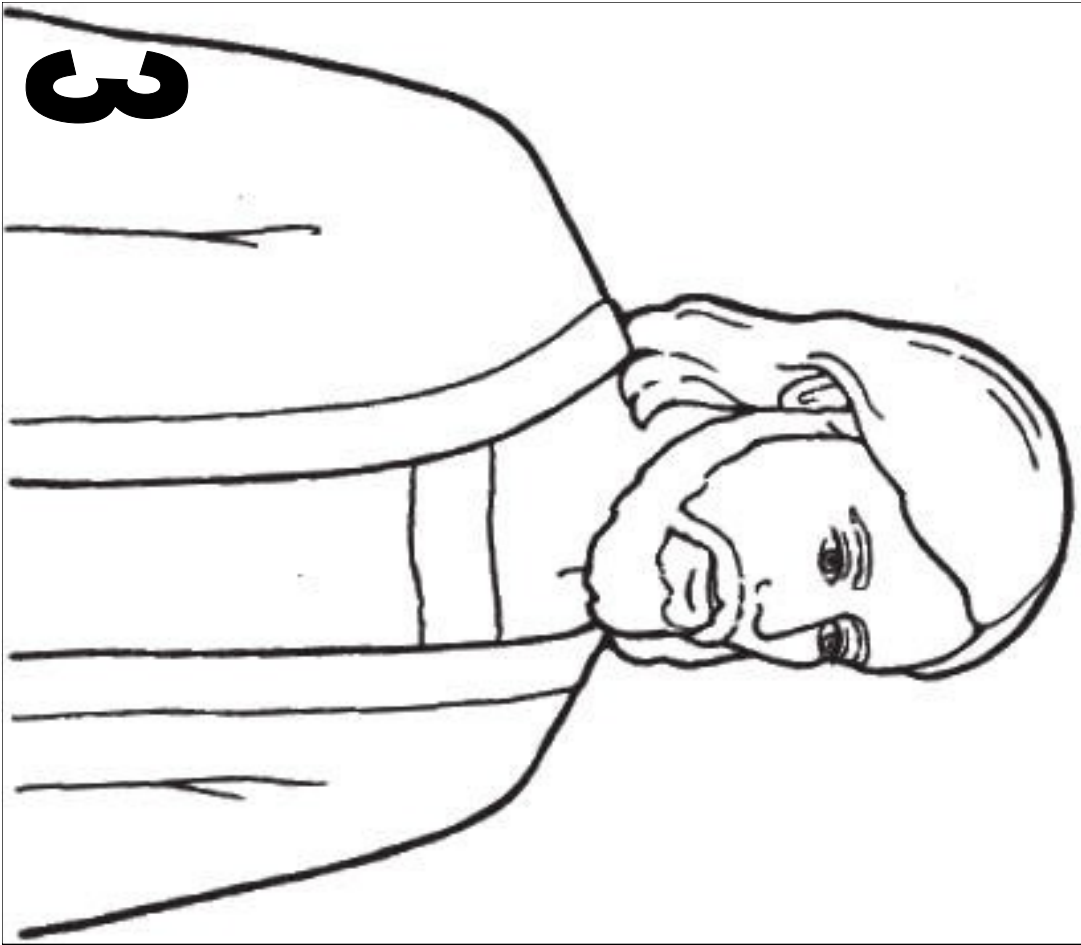
Jesus was willing to come to the earth, give his life for us, and take upon himself our sins. He, like our Heavenly Father, wanted us to choose whether we would obey Heavenly Father's commandments. He knew we must be free to choose in order to prove ourselves worthy of exaltation.

When Jesus lived on earth, he taught, "I came down from heaven, not to do mine own will, but the will of him that sent me...And this is the will of him that sent me, that every one which seeth the Son, and believeth on him, may have everlasting life: and I will raise him up at the last day" (John 6:38).


(Gospel Principles Manual, Chapter 3)

Activity
Coloring Page.





Jesus Christ Was Chosen To Be Our Savior



Lesson 14: Jesus Christ is the Perfect Example for me

Opening Song:

"Give Said the Little Stream" (CS, 236)

Opening Prayer:

Family Business:

Scripture:

Acts 20:35

Lesson:

Treat:

Items Needed

- From "Behold Your Little Ones" Nursery Manual: Images on pages 22, 26, 27 & 98 **OR** printed from this lesson.
- Puzzle Pieces
- Crayons, Markers or Colored Pencils
- Low tack masking tape
- Sheet Protector (optional) or Lamination Sheets (optional)
- Scriptures

Preparation

- Gather pictures from "Behold Your Little Ones" or Print on heavy cardstock
- Print Puzzle Pieces and cut apart
- Laminate or slip the picture of Christ with the Little Children in a sheet protector. Attach puzzle pieces with low tack making tape so that the words are facing the picture.
- Print coloring page for each family member.

Lesson

Jesus Christ set a perfect example of kindness and love. Throughout His earthly ministry, Jesus showed His love for others by blessing and serving the poor, the sick, and the distressed. He told His disciples, "This is my commandment, That ye love one another, as I have loved you" (John 15:12).

Show a copy of the scriptures. Tell your family that in the scriptures we learn how Jesus showed love. Briefly tell the following stories:

Story 1 (show picture 1): Many people had come to hear Jesus teach. They were there a long time and got very hungry. There was only a little bread and fish to feed all of the people. Jesus blessed the food and told His disciples to give it to the people. Everyone had enough to eat, and there was a lot of food left over. (See Matthew 14:13–21.)

Story 2 (show the picture 2): One day Jesus saw a man who was blind—he could not see (have the children cover their eyes). Jesus blessed the man so he could see (have the children uncover their eyes). (See John 9:1–12.)


Story 3 (show the picture 3): After Jesus was resurrected, He visited the Nephites. Because He loved the children, He blessed each one of them (have the children hug themselves). (See 3 Nephi 17:21–24.)

Activity

Puzzle: Ask a family member to choose a puzzle piece. Read the phrase on the back of the puzzle piece and have everyone repeat it. Discuss one way we can love others (say thank you, share, do what Mother or Father asks, put toys away, and so on). Repeat until picture is uncovered.

Coloring Page.

("Lesson 5: Jesus Christ Showed Us How to Love Others," *Behold Your Little Ones: Nursery Manual*, (2008),24-27)



Jesus Christ Showed Us How to Love Others







I

Will

Love

Others

Lesson 15: Through the Atonement of Christ all Mankind may be saved

Opening Song:

"Help Us, Oh God, to Understand" (CS, 73b)

Opening Prayer:

Family Business:

Scripture:

D&C 19:18-19

Lesson:

Treat:

Items Needed

- Scriptures
- Gift Boxes and/or Bags
- Gospel Art Kit Pictures: 212, 226, 227, 230, 239, 608, 615 and 616

Preparation

- Gather needed Pictures or print from this lesson
- Print Scriptures and wrap them in gift boxes or bags

Lesson/Activity

Pretend you accidentally broke a very valuable object. How would you feel? What would you say to the owner? What could you do to replace the broken item? What if you couldn't afford to pay for it?

Explain: Your earthly father will help you because he loves you. He tells you that if you are sorry, are obedient, and pay what you can, he will help you by paying the difference. The Atonement is a gift for us from our loving Heavenly Father and His Son. Jesus Christ paid for our sins and made it possible for us to repent and return to Heavenly Father.

Talk about and list the following (use pictures for younger children): (1) He atoned for Adam's sin so little children can be saved (GAK 227 and 608); (2) He gave us the gospel so we can live with Him (GAK 212 and 616); (3) He showed us how to live so we can be happy (GAK 226 and 615); (4) He suffered for our sins so we can be forgiven (GAK 227); (5) He died and was resurrected so we can be resurrected (GAK 230 and 239).

Unwrap one of the first five gifts, read the scripture out loud, and match it with one of the five listed items. Ask: Which one of these is a free gift to us that we receive no matter what we do? (The Resurrection.) Which of these must we do something about before we can have the gift? (His paying for our sins—we must repent in order to be forgiven and live a happy life.) Show the picture of Jesus in Gethsemane (GAK 227) and explain that He suffered for the sins of the world (D&C 19:18-19). We have one more gift that we are blessed with. Open gift #6 and bear testimony of Heavenly Father's and Jesus' love for us.

(Sheila E. Wilson, "Sharing Time: Clean Again," *Friend*, Mar 2004, 14, Idea #2)












Mosiah 3:16

Matt. 9:34



John 13:15

2 Nephi 9:21



Jacob 4:11



Lesson 16: Jesus Christ was Resurrected, and I will be too

Opening Song:

"He Sent His Son" (CS, 34)

Opening Prayer:

Family Business:

Scripture:

Acts 26:23

Lesson:

Treat:

Items Needed

- Copy of Butterfly Mosaic for each family member
- Jellybeans
- White frosting

Preparation

- Make a copy of the Butterfly Mosaic on heavy cardstock.

Lesson

Read the following story from *Friend*, April 2007 "Sharing Time Butterfly" by Amy Kirby

"Look!" Mom whispered excitedly as she pointed to the crown flower. At first I could only see the flower and wide leaves. Then I saw them—not just one, but two caterpillars with black, white, and yellow stripes.

I jumped up and down and shouted, "We found some! We found some! Dad, come quick!" Mom and I had been searching for this kind of caterpillar for months. On the mainland they are called monarch caterpillars, but here in Hawaii we call them *pulelehua* caterpillars. I had read all about them in books from the library, but I'd never seen a real one.

Mom carefully broke off the branch, and I picked some extra leaves for food. I helped Dad punch some holes in the lid of a big plastic jar. Then Mom and I gently put the caterpillars in their new home.

I watched the caterpillars until it was bedtime. I wanted to sleep by them, but Mom said it would be best to leave them outside. After I said my prayers, Dad tucked me into bed. Then I asked him, "Are you sure those caterpillars are going to turn into butterflies?" He told me that they would after they wrapped themselves in chrysalises.

The next morning I woke up early and ran to check on my caterpillars. They were still there, munching on the leaves. During the next week I gave them more leaves and watched them eat and eat. They got fatter and fatter. Then one morning I noticed that they were hanging upside down. When I came home for lunch, my caterpillars were gone!

"Mom! Somebody stole my caterpillars!" I yelled. Mom laughed as she took the lid off the jar and showed me the bright green chrysalises hanging where the caterpillars had been.

"Now will they turn into butterflies?" I asked.

"They will when the time is right," Mom said.

"Now will they turn into butterflies?" I asked.

"They will when the time is right," Mom said.

Over the next week we watched the chrysalises slowly change. A tiny gold stripe appeared near the top, and the green got darker and darker until it was almost black. Then one day after I had almost forgotten about them, one of the butterflies hatched and flew away. Mom said I should be happy. But I was frustrated because I had missed seeing it hatch. When Dad reminded me that I still had one more, I felt better.

This time I was going to make sure I didn't miss it. Everywhere I went the chrysalis came with me. We even took the jar with us on our vacation, but still no butterfly.

When Sunday came, I wanted to take the jar to church. Mom said she could use the chrysalis to help with sharing time.

During sharing time Mom taught us that all things testify of Jesus Christ. Then she held up my jar and showed the children the two chrysalises. We talked about how a caterpillar changes into a butterfly and leaves behind an empty chrysalis. Mom told us that the new life of a butterfly can remind us of the Resurrection of Jesus Christ. Then she sang, " 'How could the Father tell the world of sacrifice, of death? He sent his Son to die for us and rise with living breath.' " * Mom smiled and said, "Maybe if we all sing this song and think about the words, we can sing the butterfly right out of its chrysalis!"

We all sat up straight in our seats and sang our very best. When the song ended, everyone was very quiet. Suddenly one of the children said, "Look!"

We all looked at the jar on the table, and there was a butterfly unfolding its wings. My mom's mouth opened wide, but she didn't make a sound. Sister Makuakane whispered, "It's a miracle!" All the children were excited to see the butterfly opening and closing its big orange and black wings. No one could stop smiling.

After church we set the butterfly free. We watched as it danced away in the wind. I have seen a lot of butterflies since then, but none of them were as beautiful as our sharing time butterfly.

(Amy Kirby, "Sharing Time Butterfly," *Friend*, Apr 2007, 4-6)

Activity

Spring Jelly Bean Mosaic



Spring Jelly Bean Mosaic

BY KERSTEN CAMPBELL

To make a butterfly, you will need: 8 1/2" x 11" (22 x 28 cm) white cardstock; pen; black shoe-string licorice, jelly beans, and other small candies; a container of frosting.

Instructions: Trace, copy, or print from the Internet (www.lds.org) the butterfly pattern on this page onto white cardstock. Arrange pieces of candy on the butterfly. When you have created a butterfly you like, "glue" each piece in place with frosting. You might want to do this activity in family home evening. Then discuss with your family why butterflies, newborn animals, and budding leaves and flowers remind each of you of the Resurrection of Jesus Christ.

Lesson 17: The Church of Jesus Christ has been Restored

Opening Song:

"On a Golden Springtime" (CS, 88)

Opening Prayer:

Family Business:

Scripture:

Isaiah 29:14

Lesson:

Treat:

Items Needed

- Puzzle

Preparation

- Print out puzzle on heavy cardstock

Lesson

Whitney and her mother were cleaning out Whitney's great-grandfather's attic after he died. Mother pulled a large tarp off of a dresser, and her eyes filled with tears.

"What's wrong?" Whitney asked.

"Nothing really is wrong," Mother responded. "I just remember that when I was about your age, I would watch my grandmother take her hat out of this armoire."

"What's an armoire?" Whitney asked.

"That's what this is," Mother said, pointing. "It's a large chest where Grandmother hung her clothes."

Mother lovingly ran her finger over the wood, and Whitney noticed that one of the doors was broken and that the varnish was chipped.

"It's broken now, isn't it?" Whitney asked.

Mother got a twinkle in her eye. "It is. But you know, Whitney, I think that I would like to restore this armoire. We could refinish it and make it as good as new."

Whitney was excited. "We could paint it white and put fancy new handles on the doors!"

Mother shook her head. "No, I want to *restore* it. Restore means to bring something back to the way it was originally. I want it to look just the way it did when my grandmother used it. Can you think of something that is restored?"

Whitney was puzzled. "I'll give you a hint," Mother said. "You learn about the restoration of something when you go to church."

"The gospel!" Whitney said. "But how was the gospel *restored*?"

"Jesus Christ brought back His gospel just the way it was when He was on the earth. He didn't change it or make a new gospel. Jesus *restored* His gospel through Joseph Smith."

"And Jesus is still the head of the Church," Whitney added.

"I think you understand quite a bit about restoration," Mother said with a smile.

Jesus Christ is the head of His Church, just as He was when He lived on the earth. When we understand that He called Joseph Smith to restore the gospel and bring back the original true church, our faith in Jesus Christ will grow.

(Elizabeth Ricks, "Restoration," *Friend*, May 2007, 14-16)

Activity

Puzzle: Cut out the puzzle pieces and then put them together to form a picture. When you have all of the pieces in the right places, the picture will be "restored"!



Lesson 18: Joseph Smith is the Prophet of the Restoration

Opening Song:

"Joseph Smith's First Prayer" (Hymn 26)

Opening Prayer:

Family Business:

Scripture:

D&C 35:17

Lesson:

Treat:

Items Needed

- Joseph Smith First Vision Images
- Medium-size shoebox
- Craft sticks
- Glue/Tape
- Coloring Page for each family member
- Crayons, Markers or Colored Pencils

Preparation

- Print out First Vision Images on heavy cardstock
- Carefully cut out each piece, then glue a small craft stick onto the back of each, with the stick extending out the side (see illustration). Find a box about the size of a medium-size shoe box. Cut large openings on both ends and on the box lid (see illustration). As you tell the story of the First Vision, use the box as a stage. Move the different figures and scenery on and off the stage through the side holes as you tell the story.
- Print out coloring page for each family member

Lesson

Have you ever really wondered about what to do in a certain situation? Or really wanted to know the answer to a question? Perhaps you asked your parents or your friends or your teachers about it but were still not sure what you should do. When Joseph Smith was fourteen years old, he had a question. He was living on his family's farm in Palmyra, New York. In the town where they lived, there was a great deal of excitement about religion. There were many preachers from many different churches. Each said that he had the truth and tried to convince people to join his church. Joseph wondered which of the churches he should join. He asked himself,

"What is to be done? Who of all these parties are right; or, are they all wrong together? If any one of them be right, which is it, and how shall I know it?" ([JS—H 1:10](#)).

One day Joseph read in the Bible, "If any of you lack wisdom, let him ask of God, that giveth to all men liberally, and upbraideth not; and it shall be given him" ([James 1:5](#)). Joseph decided to do what the scripture said. He decided to ask Heavenly Father which church was right so that he would know which one he should join.

Joseph had never prayed out loud before. He decided to go to a grove of trees near his home to ask Heavenly Father his question. On a beautiful spring morning, he walked into the grove, looked around to be sure that he was alone, and knelt in prayer. As he began his prayer, a terrible feeling of darkness surrounded him. It was so strong that he thought it was going to destroy him! He prayed with all his heart to Heavenly Father for help. At that moment, a pillar of light appeared over his head and came down and Joseph had never prayed out loud before. He decided to go to a grove of trees near his home to ask Heavenly Father his question. On a beautiful spring morning, he walked into the grove, looked around to be sure that he was alone, and knelt in prayer. As he began his prayer, a terrible feeling of darkness surrounded him. It was so strong that he thought it was going to destroy him! He prayed with all his heart to Heavenly Father for help. At that moment, a pillar of light appeared over his head and came down and rested on him. The darkness left him, and he saw two Heavenly Beings standing above him in the air. One spoke to him, saying, "*This is My Beloved Son. Hear Him!*" (JS—H 1:17.)


The two Heavenly Beings were Heavenly Father and His Son, Jesus Christ. The Savior told Joseph that he should not join any of the churches because they were all wrong. Joseph had the answer to his question. Later, he received visits from other heavenly messengers and learned what Heavenly Father and Jesus Christ wanted him to do to help restore the gospel to the earth. He followed Their directions.


Joseph Smith organized The Church of Jesus Christ of Latter-day Saints and became the first prophet and President of the Church. He translated the Book of Mormon, built the first latter-day temple, and received most of the revelations found in the Doctrine and Covenants. We are grateful to him for helping to restore the gospel to the earth. And we should be thankful for the example of faith and courage he set for all of us. What a blessing it is that Joseph Smith prayed to Heavenly Father when he needed an answer. We, too, can go to Heavenly Father in prayer and receive answers to important questions in our lives. Through prayer we can also receive a testimony from Heavenly Father that Joseph Smith was a prophet.

(Diane Nichols, "Sharing Time: Joseph Smith—Prophet of the Restoration," *Friend*, Jul 2001, 14)

Activity

Coloring page.





Prophet Joseph Smith

Joseph Smith, a young boy, asked which church was right.
He received the gold plates, restoring gospel truth.
Joseph organized the Church again upon the earth.

Lesson 19: The Book of Mormon is Another Testament of Jesus Christ

Opening Song:

"An Angel Came to Joseph Smith" (CS, 86a)

Opening Prayer:

Family Business:

Scripture:

Moroni 10:3

Lesson:

Treat:

Items Needed

- "How we got the Book of Mormon" pages
- 4x6" photo album
- Copy of "Who am I?" activity

Preparation


- Print out "How we got the Book of Mormon" story on cardstock or heavy paper and insert into a photo album. (makes a great addition to Sacrament Meeting Activity bags)
- Print out "Who am I?" activity sheet

Lesson

Read the story: "How we got the Book of Mormon" from the July 1997, *Friend*.

Activity

Play "Who am I?" from the January 2008, *Friend*.



HOW WE GOT THE BOOK OF MORMON



During Joseph Smith's boyhood, many churches were claiming to be true and he did not know which one to join.

1



Joseph studied the Bible. In James 1:5, he read: "If any of you lack wisdom, let him ask of God."

2



Deciding to ask God which church to join, one day he went into the woods near his home to pray.

3



When he knelt there and prayed, Satan tried to stop him. He prayed harder, asking Heavenly Father for help.

4



Joseph saw Heavenly Father and Jesus Christ. Heavenly Father pointed to Jesus Christ and said, This is My Beloved Son. Hear Him!”

5



Joseph asked which church was right and which he should join. He was told to join none of them, "for they were all wrong."

6



When Joseph told others what he had seen and heard, the leaders of many local churches treated him unkindly and persecuted him.

7



Three years went by. One night, Joseph prayed to be forgiven of his sins and to know what he should do.

8



An angel named Moroni appeared and told Joseph about an important book that was written on gold plates.

9



After Moroni went back up into heaven, Joseph thought about what he had been told. Moroni appeared to Joseph two more times that night.

10



The next day, Joseph went to where the plates were hidden. It was near the top of a hill not far from his home.

11



Joseph found a big rock there. He pried up the edge of the rock with a lever and saw the gold plates inside a stone box.

12



Moroni appeared and told Joseph to not take the plates but to return at this same time each year. Moroni gave Joseph instructions each time he went there.

13



When Moroni finally let him take the gold plates, Joseph used the Urim and Thummim to help translate some of them.

14



Later, people called scribes helped him. Joseph said in English what was written on the gold plates, and a scribe wrote it down.

15



Joseph took the translated words to a printer, who made them into a book.

16




The book is called the Book of Mormon. It tells about people who lived on the American continent many years ago. It is another testament of Jesus Christ, the Son of God.

17


WHO AM I?

BY EMILY BEESON

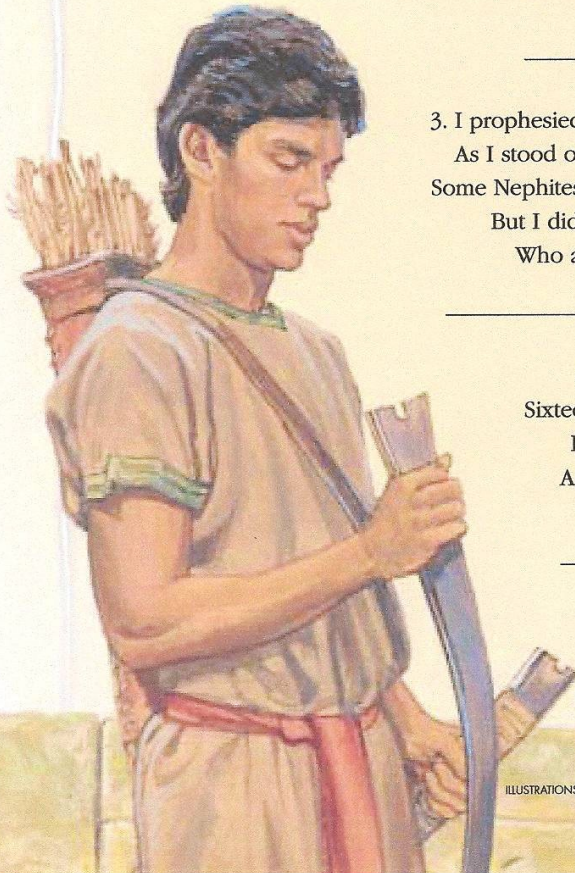
Can you match the descriptions of Book of Mormon prophets with their pictures? Write down their names, and then check your answers on page 23.




1. My brethren were hungry
When I broke my bow.
But the Liahona
Helped me know where to go.
Who am I?



2. I poured out my soul
As I knelt down to pray.
I cried to the Lord
All night and all day.
Who am I?



3. I prophesied great things
As I stood on the wall.
Some Nephites shot arrows
But I didn't fall.
Who am I?



4. I melted from rock
Sixteen stones, white and clear.
I saw the Lord's finger
And fell down with fear.
Who am I?

Lesson 20: The Priesthood has been restored

Opening Song:

"Love is Spoken Here" (CS, 190)

Opening Prayer:

Family Business:

Scripture:

Article of Faith 1:5

Lesson:

Treat:

Items Needed

- Flannel board story

Preparation

- Print out flannel board story on heavy cardstock. Color, cut and laminate.

Lesson/Activity

(Read the following story and use the flannel board pictures throughout the story)

Tetsuko lived by a high mountain in Japan. She was going to school for the first time. Excited, she dressed quickly in her new school uniform. Then she began to feel sick, and she didn't feel like eating breakfast.

Okasan (Mother) asked, "Do you feel sick, Tetsuko?"

"Yes. My stomach hurts, and I don't think I will be able to go to school today." She started to cry. *Otosan* (Father) took her hand in his and said, "I think I know what might be wrong with you. This is your first day of school. You will be away from home all day, and you don't know what to expect. I had the same feeling when I started my job. Would you like me to give you a special father's blessing?" Tetsuko nodded.

Otosan placed his hands upon her head and gave her a blessing. He thanked Heavenly Father for her and for the happiness she brought them. He blessed her to feel better, to not be afraid, and to feel peace in her heart.

Tetsuko left for school. That afternoon she ran into the house, calling "Okasan! Okasan! I'm home. It was fun at school. My teacher is nice, and I met some new friends."

Her mother pulled her close and said, "I'm happy you had such a good day and that Otosan was able to give you a special blessing."

Our Heavenly Father gave his authority to certain men so that his work could be done. It is called the priesthood. Priesthood means the power and authority to act for our Heavenly Father.

How would things be different if we didn't have the priesthood? The Church would not have been organized, no one could be baptized or receive the gift of the Holy Ghost, no one could receive the blessings of the temple, and no one could return to live with Heavenly Father. Through the priesthood, all of Heavenly Father's children can be blessed.

(Karen Lofgreen, "Sharing Time: Priesthood Blessings," *Friend*, Jun 1995, 36)



Lesson 21: Faith in the Lord Jesus Christ leads us to Love Him, Trust Him and Keep His Commandments

Opening Song:

"Faith" (CS, 96)

Opening Prayer:

Family Business:

Scripture:

Alma 32:21

Lesson:

Treat:

Items Needed

- Seeds
- Small wax paper cups (poke holes in the bottoms) or small planters
- Soil
- Coloring Page
- Crayons, Markers or Colored Pencils

Preparation

- Gather supplies for planting a seed
- Print coloring page, one for each family member

Lesson

What does it mean to have faith? Alma says that "if ye have faith ye hope for things which are not seen, which are true" ([Alma 32:21](#)). We have faith when we believe and trust in something that is real and true even though we have not seen it for ourselves.

Joseph Smith wanted to know which church he should join. One evening when he was reading the Bible, he read in [James 1:5](#), "If any of you lack wisdom, let him ask of God, that giveth to all men liberally, and upbraideth [scold or criticize] not; and it shall be given him."

Joseph believed this scripture and planted its truth in his heart. He trusted that the Lord would answer his prayer, even though he had never prayed out loud before. Joseph prayed in faith, and he received a wonderful answer.

What does it mean to have faith in Jesus Christ? To have faith in Jesus Christ means that although we have not seen Him, we believe that He lives and loves us and that we trust Him. When we read the scriptures, we can learn about Him. When we listen to the prophets, we can understand what we can do to follow Him. When we pray in faith for help to choose the right, we can know that our prayers will be answered. When we listen to the whisperings of the Holy Ghost, we can feel Him close to us and know that He loves us.

How does our faith in Jesus Christ grow? Alma tells us that the word of God is like a seed. We show our faith when we plant a seed in the earth. We then nurture it by keeping the weeds away, by giving it water and plant food, and by making sure that it has sunshine. If it is a good seed, it will begin to swell and

grow.

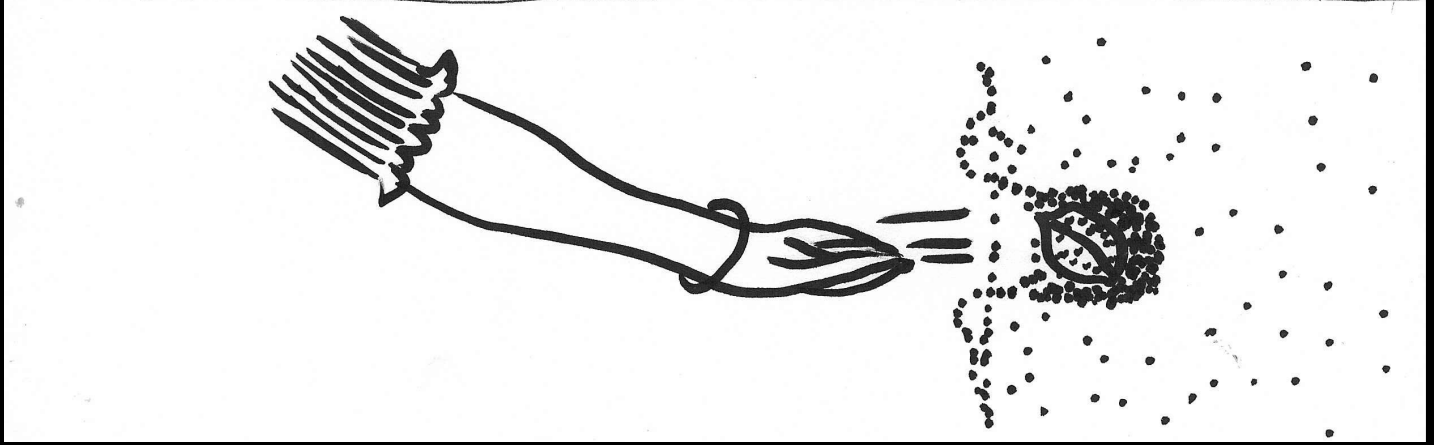



When we believe in the teachings of Jesus Christ, we plant true words of God in our hearts. We nurture this kind of seed by praying, by listening to the prophets, by keeping the commandments, and by responding to the promptings of the Holy Ghost. As we do this, the seed of truth will grow within our hearts. Then we will know that Jesus Christ is happy with our efforts.

Alma says that if we continue to nourish the word of God by our faith, it will grow as large as a tree and bring forth fruit. This means that our faith in Jesus Christ will grow strong and bring blessings for us and for others. What joy that brings! We have faith in Jesus Christ when we believe Him, trust Him, obey Him, and follow Him.

(Sydney S. Reynolds, "Sharing Time: Faith in Jesus Christ," *Friend*, Jan 1999, 14)

Activity

Plant a seed. Remember to water and give it lots of sunlight!
Color coloring page.



Lesson 22: Repentance Brings Forgiveness

Opening Song:

"Help me, Dear Father" (CS, 99)

Opening Prayer:

Family Business:

Scripture:

Ephesians 4:32

Lesson:

Treat:

Items Needed

- Book: "Showing Sorry"
- Circle clasp
- "Help Eli Show He Is Sorry" Maze

Preparation

- Print Story, "Showing Sorry" on cardstock. Cut apart and laminate and hole punch the upper left corner. Use a circle clasp to create a flip book. (makes another great addition to a Sacrament Meeting busy bag)
- Print a maze for each family member.

Lesson

Read the story "Showing Sorry" by Hilary Hendricks from the November 2009, Friend.

Activity


"Help Eli Show He Is Sorry" Maze.

Showing Sorry


Help me, dear Father, to truly repent, making things right, and changing my ways (Children's Songbook, 99).

BY HILARY M. HENDRICKS
(Based on a true story)


1. Eli ran through the living room, jumping over piles of laundry on the floor as his baby brother, Asher, watched.




2. Eli's foot knocked over a stack of washcloths. Asher laughed as the washcloths flew all over. Eli laughed too. They both laughed as he jumped from one stack of laundry to the next and kicked them over.




3. Mom walked back into the room. Eli stopped in the middle of a kick and fell down on Asher. Asher started to cry.




4. Thank you for saying sorry, but what are you going to do to fix this problem?




5. Eli, when we do something that hurts someone and we say sorry, there is something else we need to do.




6. Eli wanted to show he was sorry. He ran to Asher's toy box, grabbed a stuffed cheetah, and waved it in front of Asher's face. Then he did a silly dance. Asher laughed.



7. Next, Eli helped Mom fold all of the washcloths he knocked over.




8. Then Eli ran to the piano and made up a new song for his mom.



Help Eli Show He Is Sorry

Help Eli find his way through his house so he can do nice things for his mom and brother Asher to show he is sorry. **Eli needs to go past Asher's toy box, the washcloths, and the piano.** Be careful to make sure that Eli does not run into any of the messy piles of laundry as he makes his way through the house.



Lesson 23: When I am Baptized, I make a Covenant with God

Opening Song:

"When I am Baptized" (CS, 103)

Opening Prayer:

Family Business:

Scripture:

Acts 2:38

Lesson:

Treat:

Items Needed

- See below.

Preparation

- See below.

Lesson/Activity

When we are baptized we make a covenant, or promise, with Heavenly Father. We promise to take upon ourselves the name of His Son, Jesus Christ, and always remember Him and keep His commandments. When we keep our part of the covenant, we are promised that we will have the Holy Ghost in our lives to guide and comfort us.

The covenant we make at baptism is the first step on our journey to the temple. There are other steps along the way that help us keep our baptismal covenants and prepare to receive temple blessings.

To play the game you will need a small piece of colored paper for each player and a die.

To prepare: (1) Print out Game Board. (2) Cut out the puzzle pieces, glue them to heavy paper, trim, and set aside. Then glue the game board to heavy paper. (3) Divide the players into two teams, and give each player a piece of colored paper to write his or her name on. Each team should have its own color of paper. (4) Start the papers on the space marked "BAPTISM."

To play: One player rolls the die and moves his or her paper. If you roll a 2 or higher, you can share it with your teammates and help them move too (for example, if you get a 3, you and two teammates could each move one space). When you land on a square with words, read it aloud and follow the instructions. If the instructions tell you to move forward, put a puzzle piece in place.

The next team takes a turn, with one player rolling the die and moving.

The teams and players take turns rolling the die and moving around the board until the puzzle is completed.

(Jennifer Rose, "Keeping Our Baptismal Covenant," *Friend*, Oct 2006, 24–25)

BAPTISM

I read the Book of Mormon every day. Move forward 2 spaces.

After arguing with my friends, I ask for their forgiveness. Move forward 1 space.

I attend church every week, even though it's far away. Move forward 2 spaces.

Keeping Our Baptismal Covenant

BY JENNIFER ROSE
Church Magazines

My brother asks me to help him. I say no. Move back 2 spaces.

A classmate asks to copy my homework. I say no. Move ahead 2 spaces.

When we are baptized we make a covenant, or promise, with Heavenly Father. We promise to take upon ourselves the name of His Son, Jesus Christ, and always remember Him and keep His commandments. When we keep our part of the covenant, we are promised that we will have the Holy Ghost in our lives to guide and comfort us.

The covenant we make at baptism is the first step on our journey to the temple. There are other steps along the way that help us keep our baptismal covenants and prepare to receive temple blessings.

I break a plate and tell my dad that my little sister broke it. Move back 2 spaces.

To play the game you will need a small piece of colored paper for each player and a die.

To prepare: (1) Remove these pages from the magazine. (2) Cut out the puzzle pieces, glue them to heavy paper, trim, and set aside. Then glue the game board to heavy paper. (3) Divide the players into two teams, and give each player a piece of colored paper to write his or her name on. Each team should have its own color of paper. (4) Start the papers on the space marked "BAPTISM."

ILLUSTRATION BY BETH M. WHITTAKER

I do kind deeds for my family. Move forward 1 space.

I don't read my scriptures. Move back 2 spaces.

Listening to general conference, I sustain the General Authorities. Move forward 2 spaces.

My friend asks me to play on Sunday. I invite him to Primary. Move ahead 2 spaces.

Instead of participating in family home evening, I watch TV. Move back 2 spaces.


I do kind deeds for my family. Move forward 1 space.

I ignore my mom when she asks me to help make dinner. Move back 1 space.

I earn some money and pay my tithing. Move ahead 2 spaces.

I pick up the newspaper for a sick neighbor. Move forward 1 space.

I hang a picture of a temple in my room and make a goal to go there. Move ahead 1 space.



Cardston Alberta Temple

To play: One player rolls the die and moves his or her paper. If you roll a 2 or higher, you can share it with your teammates and help them move too (for example, if you get a 3, you and two teammates could each move one space). When you land on a square with words, read it aloud and follow the instructions. If the

instructions tell you to move forward, put a puzzle piece in place.

The next team takes a turn, with one player rolling the die and moving.

The teams and players take turns rolling the die and moving around the board until the puzzle is completed.

Note: If you do not wish to remove pages from the magazine, this activity may be copied, traced, or printed from the Internet at www.lds.org. Click on Gospel Library.

I say my prayers in the morning and at night. Move forward 1 space.

I ask a friend to turn off bad music. Move forward 1 space.

It's been a busy day, and I'm tired, so I don't pray. Move back 2 spaces.

I take a piece of candy from the store and don't pay for it. Move back 2 spaces.

Lesson 24: The Holy Ghost Comforts and Guides Me

Opening Song:

"The Holy Ghost" (CS, 105)

Opening Prayer:

Family Business:

Scripture:

John 14:26

Lesson:

Treat:

Items Needed

- GAK 602 (girl getting a blessing)
- Puzzle pieces.
- Light tack masking tape.

Preparation

- Obtain or print out GAK 602 on heavy cardstock.
- Print out and cut puzzle pieces, sticking them clue down onto GAK 602.

Lesson

Take turns taking a piece of the puzzle off and reading the clues to reveal the picture.

What happens when you turn eight? That's right! You can be baptized. A glorious part of your baptismal day or of a day soon after is to be confirmed a member of The Church of Jesus Christ of Latter-day Saints. That ordinance gives you the gift of the Holy Ghost.

The Holy Ghost is the third member of the Godhead. Unlike Heavenly Father and Jesus Christ, the Holy Ghost does not have a body of flesh and bone (see [D&C 130:22](#)). The Holy Ghost is a spirit personage who will speak to "you in your mind and in your heart" ([D&C 8:2](#)) and will show you "what ye should do" ([2 Ne. 32:5](#)).

The Holy Ghost will help you keep your baptismal covenant and guide you to choose the right. He bears witness of Heavenly Father and Jesus Christ (see [3 Ne. 28:11](#)). The Holy Ghost can give you comfort and guide you away from danger.

When you are baptized and when you take the sacrament, you promise to take the name of Jesus Christ upon you, to always remember Him, and to keep His commandments. Then Heavenly Father promises you that the Holy Ghost may always be with you (see [D&C 20:77](#)).

You will know the Holy Ghost is with you by the way you feel. President Ezra Taft Benson (1899–1994) taught, "When you *do* good, you *feel* good, and that is the Holy Ghost speaking to you" (*Friend*, Sep. 2001, 28).

Truly, the Holy Ghost—who is also called the Spirit—is a wonderful gift from a loving Heavenly Father. (Margaret Lifferth, "Sharing Time: The Gift of the Holy Ghost," *Friend*, Aug 2005, 15

I cannot be bought
with money.

I teach the truth.

I am a guide.

I speak with a still,
small voice.

I give comfort.

I testify of Jesus Christ.

I am a member of the
Godhead.



Lesson 25: God had Commanded His People to Build Temples

Opening Song:

"I Love to see the Temple" (CS, 95)

Opening Prayer:

Family Business:

Scripture:

D&C 124: 39-41

Lesson:

Treat:

Items Needed

- "Who Am I" Guessing Cards

Preparation

- Print "Who Am I?" Guessing Cards on heavy cardstock. Color. Cut around solid line and on dotted line.

Lesson

The sun shone brightly as nineteen-year-old Matthew put on his new suit. Today was the day he would attend the temple for the very first time in preparation for serving a mission. As he came into view of the beautiful building, it looked exactly like the picture that had been hanging in his room since he was in Primary. He had looked at that picture many times through the years and was thankful to Heavenly Father that he had lived worthily to enter this holy place.

The temple is the house of the Lord. It is the most sacred place on the earth. When you are in the temple, you can feel closer to Heavenly Father and Jesus.

In the temple you receive an endowment that helps you to become more like Heavenly Father and prepares you to live in the celestial kingdom. As part of the endowment, you make covenants, or promises, with Heavenly Father and He makes covenants with you.

In the temple, you can be sealed to your family for time and all eternity. You can also be baptized, endowed, and sealed for people who have died and cannot physically participate in these ordinances for themselves.

Heavenly Father wants all His children to be worthy to enter the temple. Jesus said: "Yea the hearts of thousands and tens of thousands shall greatly rejoice in ... the blessings which shall be poured out ... in this house" (D&C 110:9). The temple is one of the greatest blessings we have as members of The Church of Jesus Christ of Latter-day Saints.

(Laurel Rohlfling, "Sharing Time: The House of the Lord," *Friend*, Nov 1990, 44)

Activity

(Judy Edwards, "Sharing Time: The Lord Commands His People to Build Temples," *Friend*, Feb 1993, 12)

Who Am I?

Instructions: Read the riddles about some of the prophets and other leaders who were commanded by the Lord to build temples. Match each picture of the man, and the temple built under his direction, with the riddle.

A. I directed my people to build a temple like Solomon's temple in Jerusalem, even though the land in which I lived was far from Jerusalem. We did not have as many precious materials to use for our temple as Solomon did, but we used the best materials we had and worked hard to make the temple as beautiful as we could. Who am I? (See 2 Ne. 5:16.)


B. The Saints were living in poverty, but the Lord commanded me that we should build a temple; we knew that we would be blessed to do the difficult task. Our women helped by supplying food and clothing for the temple workmen. The women also donated their fine china to be ground up and added to the plaster for the outer temple walls. The sparkling plaster made the temple even more beautiful. Who am I? (See D&C 95:preface, D&C 95:11.)

C. My father, King David, had a great desire to build a temple for the Lord. He collected many materials for the construction of it, but the Lord told him that he was not to build the temple because he had been a man of war and had shed much blood. I was given the honor of building the temple, instead. Who am I? (See 1 Chr. 22:6-11.)

D. I lived in the greatest era of temple building ever known. Many temples were built under my direction. There was special joy in the Church when the Freiberg Germany Temple was dedicated, because the Saints who lived in what was then East Germany did not have freedom to visit temples in other countries. The Freiberg Germany Temple was the thirty-third temple in use in the world at the time it was dedicated. Who am I? (See *Ensign*, August 1985, page 75; September 1985, pages 73-74; December 1985, page 34.)


E. Because my people were traveling in the wilderness, I was commanded to build a portable temple, which was called a tabernacle. In the most holy part of the tabernacle was the Ark of the Covenant (Testimony), in which were the two tables (tablets) of stone that God gave to me on Mt. Sinai. The Ten Commandments were written on the tables of stone. Who am I? (See Ex. 25:1-2, 8-9, 16, 22; Ex. 31:18; 1 Kgs. 8:9.)

F. A few days after my people reached the beautiful valley that was to be our new home, I saw the spot where the house of the Lord was to be built. This temple took forty years to build. It helped fulfill the prophecy that "the Lord's house shall be established in the top of the mountains," as Isaiah foretold (Isa. 2:1-3). Who am I? (See *Ensign*, July 1988, pages 6-13.)




Moses

Clue: E




Nephi

Clue: A





Joseph Smith

Clue: B



Brigham
Young

Clue: F



Lesson 26: Families are Blessings through Sacred Temple Ordinances

Opening Song:

"Families Can Be Together Forever" (CS, 188)

Opening Prayer:

Family Business:

Scripture:

D&C 138: 47-48

Lesson:

Treat:

Items Needed

- Story: "Just Like Mommy"
- Coloring page for each family member
- Crayons, Markers or Colored Pencils

Preparation

- Print out story: "Just Like Mommy"
- Print out Coloring Page for each family member

Lesson

Read: Jane McBride Choate, "Just Like Mommy," *Friend*, June 2008, 34–35




Activity




Coloring Page.



I love to see the temple. I'm going there someday (Children's Songbook, 95).




Just Like MAMMY



BY JANE MCBRIDE CHOATE
(Based on a true story)




4-year-old  stared at the picture of her  in a long, white .



", **U** look just like a princess going **2** a . Is that a 





behind **U**?"  asked. " felt like a princess that day, but that's


 a . I'm at the ,



 said with a . "It's my


wedding day." She put  on her lap. " and  were sealed

in the  **6** years ago,"  said. "We were promised that our family





  **2** gether **4** ever." "Was  sealed at the  **2**?"

 asked. "**U** and your brother and any other children we have **R**





sealed **2** us **4** ever just by  ing born in **2** our family,"  said.

 liked the sound of **4** ever. She looked at the picture again. "**U**


look so pretty, ." "Would **U** like **2** see my wedding ?"

 asked. "Yes,"  said. In her  room,  took a

white plastic bag from the closet. She unzipped it and pulled out a beautiful

white . It had long sleeves, each with a row of tiny . "  " touch it?"

 asked.  nodded.  gently touched the fabric.


"It's so soft." "My mother helped me pick it out,"  said. "It's the most

special   'll ever have."  threw her arms around her

. "When  grow up,  want **2** go **2** the  and

 sealed just like **U** and ."  said, "That's just what 

and  want **U** **2** do."



TEMPLE BLESSINGS UNITE FAMILIES.

"I will give unto thee the keys of the kingdom of heaven: and whatsoever thou shalt bind on earth shall be bound in heaven: and whatsoever thou shalt loose on earth shall be loosed in heaven" (Matthew 16:19).

Lesson 27: The Pioneers worked hard and sacrificed to build Temples

Opening Song:

"To be a Pioneer" (CS, 218)

Opening Prayer:

Family Business:

Scripture:

Deuteronomy 31:6

Lesson:

Treat:

Items Needed

- Cardboard
- Aluminum Foil
- Plastic Wrap
- Permanent Markers
- Tape
- Temple Clip Art

Preparation

- Print out Temple clip art
- Complete activity instructions 1-3.

Lesson

What do you think of when you hear the word *pioneer*? Do you picture a woman wearing a long dress and a bonnet? Is she pulling a handcart? Perhaps you think of children trudging westward across the American plains during a blizzard.

While those are examples of pioneers, you can find other kinds of pioneers in your own family. Many parents and grandparents have sacrificed to build the kingdom of God in every corner of the world. Instead of bonnets, long dresses, or coveralls, these pioneers might have worn berets, kimonos, or serapes. No matter where you live, you receive blessings because others have worked and sacrificed. Just as the ancient Israelites, you enjoy "cities which ye built not, and ye dwell in them; ... and [of] oliveyards which ye planted not do ye eat" ([Josh. 24:13](#)).

One of the greatest blessings we have today is the more than one hundred temples throughout the world for worthy members to attend. All of the temples have been built with tithing donations and the sacrifice of generations of Church members. Modern-day pioneers continue to work hard not only to build temples but also to prepare themselves to attend the temple.

President Hinckley said that many modern-day pioneers "have very little of this world's goods. But they have in their hearts a great burning faith concerning this latter-day work. ... They love the Lord and want to do His will. They are paying their tithing, modest as it is. They make tremendous sacrifices to visit the temples. They travel for days at a time in cheap buses and on old boats. They save their money and do without to make it all possible."^{*}

What can *you* do to be a pioneer? You can help build temples for yourselves and future generations when you pay your tithing. When you pay tithing, you are also doing one of the things that will help make you worthy to enter the temple.

You can prepare for baptism and keep your baptismal covenants—another way to be worthy to enter the temple. What can *you* do to be a pioneer? You can help build temples for yourselves and future generations when you pay your tithing. When you pay tithing, you are also doing one of the things that will help make you worthy to enter the temple.


You can prepare for baptism and keep your baptismal covenants—another way to be worthy to enter temple. You can help others understand the importance of the temple, and if no one in your own family has been to the temple, you can be a pioneer by helping them set a goal of being worthy to enter it. As you make sacrifices to help your own family and others enjoy temple blessings, you will be like the pioneers of the past. You will help yourself and your brothers and sisters throughout the world enjoy the blessings of attending a temple close to home, where you and they can receive the wonderful ordinances that will help you and them return to Heavenly Father.

(Vicki F. Matsumori, "Sharing Time: Pioneers and Temples," *Friend*, Jul 2002, 47)

Activity

Stained Glass Temple Craft

1. Cover 8.5 x 11" cardboard with aluminum foil (wrinkle it and smooth out for a more "textured" look).
2. Place the temple clipart between the aluminum foil and plastic wrap (lightly tape to keep in place).
3. Trace the temple clipart image onto the plastic wrap with a permanent marker.
4. Color image with colored permanent markers.
5. Remove plastic wrap and clipart image. Reattach colored plastic wrap, coloring side facing the foil, onto the foil.



Lesson 28: I Can Prepare to be Worthy to go to the Temple

Opening Song:

"I Love to See the Temple" (CS, 95)

Opening Prayer:

Family Business:

Scripture:

Psalms 24:3-4

Lesson:

Treat:

Items Needed

- Temple Game Board
- Temple Word Strips
- Button or Game marker for each family member
- Small bowl, bag or jar (to hold word strips)

Preparation

- Print out Temple Game Board and Word Strips on heavy cardstock.
- Cut out word strips and place in container.

Lesson

Have you ever seen a temple lighted at night or walked on the temple grounds during the day? Do you have a picture of a temple in your home? Do you have a happy, peaceful feeling when you see a temple? Why are temples such special places? Other buildings are also built with the finest materials and landscaped with beautiful flowers. But temples are places where Heavenly Father and His Spirit may dwell. Each is a house of the Lord.

All of Heavenly Father's children who are worthy and old enough can enter the temple to learn more about His plan of happiness. In a temple, worthy members of the Church covenant with (make promises to) Heavenly Father. Heavenly Father, in turn, makes promises to them.

Members of the Church go to the temple to participate in ordinances* for themselves. Many receive these ordinances when they are preparing for a mission or marriage. They also go to the temple to perform ordinances in behalf of those who have died. For example, young people who are worthy and at least twelve years old can go to the temple to do baptisms for the dead. Children who are at least eight years old can attend temple dedications. Younger children may enter the temple to be sealed to their parents.

In each case, those who enter must be clean in body and spirit "because the Lord hath said he dwelleth not in unholy temples" ([Alma 34:36](#)).

Before you go to the temple, your bishop or branch president interviews you and asks you about your testimony and if you are keeping the commandments and following the prophet. Only then does he sign a recommend that allows you to enter the temple to participate in ordinances or to attend temple dedications. When you are an adult, an additional interview takes place with the stake president or mission president if you want to go to the temple to be endowed, [±] married, or sealed.

Each day as you choose to live the commandments, keep your baptismal covenants, and try to be more like Jesus Christ, you are preparing to go to the temple. If you are pure and clean when you enter the temple, you will feel His Spirit. The temple will always be a place of love and beauty for you.

* Ordinance—a sacred religious act that is needed in order to be exalted in the kingdom of God.

† To be endowed means to be given, in a sacred ordinance called an endowment, instructions on how we must live to return to Heavenly Father. The endowment teaches us again about Heavenly Father's plan for His children, the purpose of life, and the mission and Atonement of Jesus Christ.


(Vicki F. Matsumori, "Sharing Time: A Place of Love and Beauty," *Friend*, Jan 2002, 30)

Activity

Cut out the wordstrips on page 12, and put them in a bowl, bag, or jar. Use pebbles or buttons for game pieces. Taking turns, choose a wordstrip, and read it out loud. Then count how many words it has, and move your game piece that many spaces. Continue until everyone's game piece has reached the temple.

(Cheryl Esplin, "The Temple—I'm Going There Someday," *Friend*, Aug 2009, 12–14)

<i>Be baptized and confirmed</i>
<i>Attend church</i>
<i>Take the sacrament</i>
<i>Repent</i>
<i>Follow the prophet</i>
<i>Be obedient</i>
<i>Be kind</i>
<i>Have good thoughts</i>
<i>Pay tithing</i>
<i>Study the scriptures</i>
<i>Pray</i>
<i>Obey the Word of Wisdom</i>
<i>Be honest</i>
<i>Forgive others</i>
<i>Honor your parents</i>
<i>Have faith in Jesus Christ</i>
<i>Show love to your family</i>
<i>Love the Lord</i>
<i>Serve others</i>
<i>Keep the Sabbath day holy</i>



Note: This activity may be copied or printed from the Internet at www.friendlds.org.

Lesson 29: My Body is a Temple

Opening Song:

"The Lord Gave Me a Temple" (CS, 153)

Opening Prayer:

Family Business:

Scripture:

1 Corinthians 3:16-17

Lesson:

Treat:

Items Needed

- Maze
- Pencils

Preparation

- Print out maze for each family member.

Lesson

Close your eyes and picture a temple. What color is it? How big is it? Does it have any windows? Are there spires? How many?

The temples of The Church of Jesus Christ of Latter-day Saints are unique. The Salt Lake Temple in Utah has gray granite walls and six spires. It looks different from the Cardston Alberta Temple in Canada, which has natural stone walls and no spires. Even though each temple looks different, all are beautiful and are built for the same purpose. They are places where special ordinances take place that are needed for us to return to Heavenly Father. Temples are also places where Jesus Christ and Heavenly Father can come.

You are like the temple. You are different from everyone else, but you, too, are a house for the Spirit of God (the Holy Ghost). The Apostle Paul said: "Know ye not that ye are the temple of God, and that the Spirit of God dwelleth in you? ... For the temple of God is holy, which temple ye are." (1 Cor. 3:16-17.) Your body is a temple.

Just as you treat temples with respect, you should treat your own body with respect. You can do this by obeying the Word of Wisdom (see D&C 89), by dressing modestly, and by following the counsel of President Gordon B. Hinckley to "be clean" (see *Friend*, February 2001, page 25). One way to be clean is to not have tattoos. President Hinckley said, "A tattoo is graffiti on the temple of the body" (*Ensign*, November 2000, page 52). You should also keep your heart and mind clean by reading, listening to, and watching only "things that are pleasing to Heavenly Father" (see My Gospel Standards).

If you are clean in mind and body, you can receive great blessings because "the Lord hath said he dwelleth not in unholy temples, but in the hearts of the righteous doth he dwell" (Alma 34:36).

(Vicki F. Matsumori, "Sharing Time: Ye Are the Temple of God," *Friend*, May 2002, 44)



Lesson 30: Dressing Modestly Shows Respect for Heavenly Father and Myself

Opening Song:

"Head, Shoulders, Knees and Toes" (CS, 275a)

Opening Prayer:

Family Business:

Scripture:

Alma 1:27

Lesson:

Treat:

Items Needed

- Scissors
- Glue
- Copy of lesson for each family member

Preparation

- Print out copy of lesson for each family member.
- Cut out the images of Ella and Antonio.

Lesson

(Jennifer Rose, "What Should I Wear?," *Friend*, Feb 2007, 24–25, 27)

Activity

Cut out the pictures of Ella and Antonio. Glue or place them in the correct settings on these pages. Help Antonio and Ella choose the right clothes for when they go to school, play sports, and do other activities. Don't forget to save their best clothes for Sunday!

What Should I Wear?


BY JENNIFER ROSE
Church Magazines

Would you go to a warm beach wearing snow boots? Would you get ready for your soccer game by putting on pajamas? Of course not! There are certain times when you would wear those clothes—like when you are building a snowman or going to bed.

Antonio and Ella are learning about the importance of modesty and what kind of clothing is appropriate to wear for different activities. As they think about all of the things they need to do, they remember to wear their best clothes when they go to church on Sunday. Elder Dallin H. Oaks of the Quorum of the Twelve Apostles said: “When we go to worship in a temple or a church, we put aside our working clothes and dress ourselves in something better. This change of


clothing is a mark of respect” (“The Language of Prayer,” *Ensign*, May 1993, 15).

Cut out the pictures of Ella and Antonio on page 27. Glue or place them in the correct settings on these pages. Help Antonio and Ella choose the right clothes for when they go to school, play sports, and do other activities. Don't forget to save their best clothes for Sunday! ●



ILLUSTRATIONS BY MATTHEW SMITH

Many children wear uniforms to school.
What do you wear?



For activity and instructions, see pages 24–25.



Lesson 31: Living the Word of Wisdom shows respect for my Body

Opening Song:

"Word of Wisdom" (CS, 154)

Opening Prayer:

Family Business:

Scripture:

D&C 89:20

Lesson:

Treat:

Items Needed

- Crayons
- Copy of Coloring Page for each family member

Preparation

- Print out Coloring Page for each family member.

Lesson

Joseph Smith started a school for men in the Church called the School of the Prophets. In a room in Newel Whitney's store in Kirtland, Ohio, he taught the men about the priesthood and the scriptures.

While they were learning together, many of the men smoked pipes or cigars. The room was filled with smoke. Some men chewed tobacco, and the floor became dirty. The room always needed cleaning when the men went home.

Joseph wondered if men should smoke or chew tobacco. He prayed and asked God what was right.

In answer, the Lord told him that people should not use alcohol, tobacco, tea, or coffee. He said, "Strong drinks are not for the belly, ... tobacco is not for the body, ... hot drinks are not for the body or belly." (D&C 89:7-9.) Joseph was told that fruits, vegetables, and grains are good for people to eat. He learned that people should not eat too much meat. (See [D&C 89](#).)

The Lord told Joseph that if people would take only good things into their bodies, they would have good health, be wise, and be able to learn many things.

Joseph was happy to be able to teach the people of the Church about the things that they should and should not take into their bodies.

We can show respect, honor, and love for ourselves and Heavenly Father by refusing to ever use tea, coffee, tobacco, alcohol, or any harmful drugs. When we eat those things that are good for us, and give our bodies the right amount of exercise and sleep, we are showing reverence.

(Virginia Pearce, "Sharing Time: Joseph Smith Receives a Revelation," *Friend*, Jun 1992, 44)

Activity

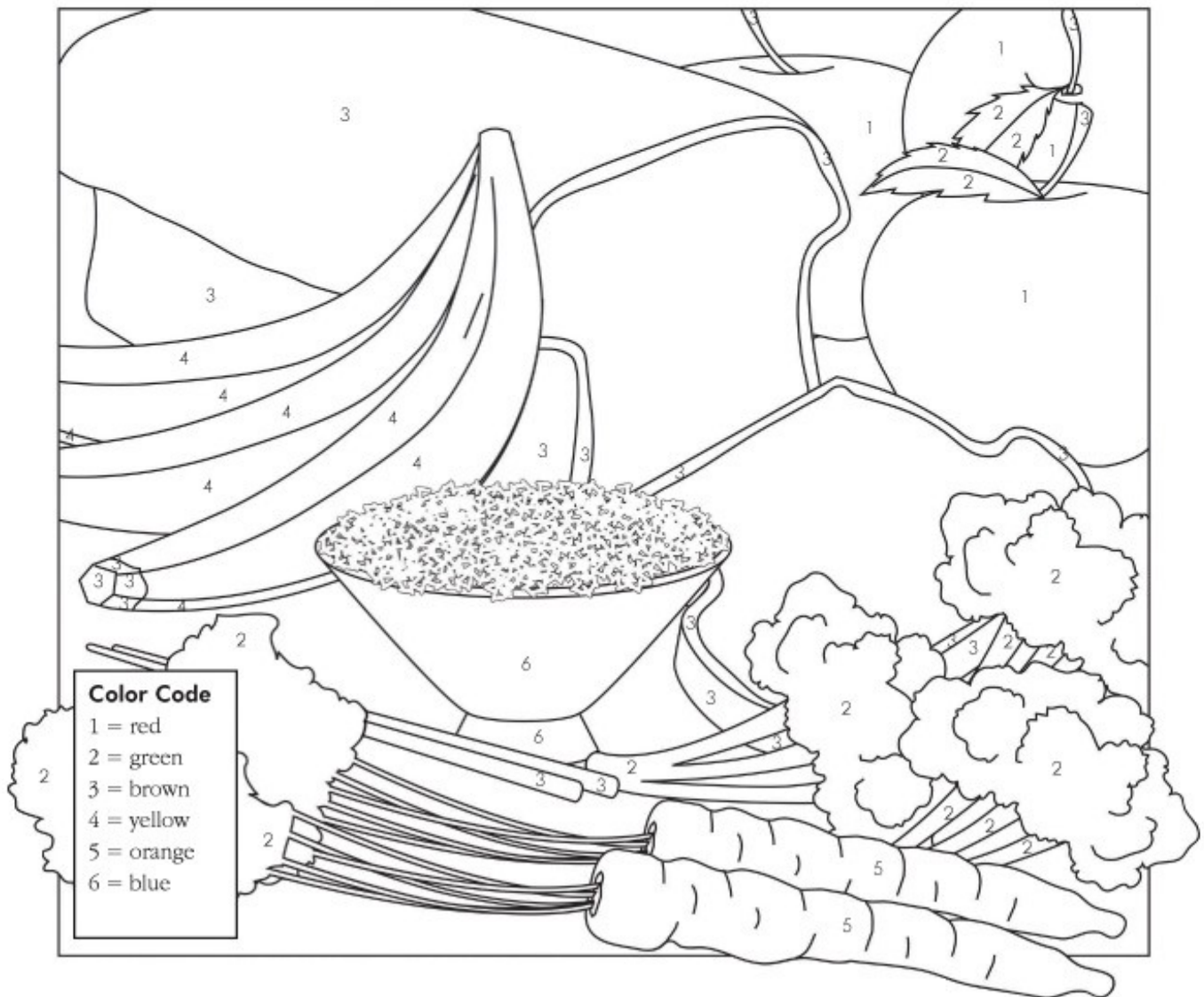
Julie Wardell, "Good Choices," *Friend*, Oct 2005, 27

Good Choices

BY JULIE WARDELL
Church Magazines

Heavenly Father wants us to take care of our bodies. He has told us in section 89 of the Doctrine and Covenants about some foods that are good for our bodies. This section is called the Word of Wisdom. You can find some foods that are healthy

for you by coloring the picture on this page. Use the color code below to color the picture. Leave the unnumbered spaces white. You could use the picture to talk about the Word of Wisdom in family home evening or Primary. ●



Lesson 32: Reading, Watching and Listening to wholesome things keeps my mind clean

Opening Song:

"Chose the Right Way" (CS, 160)

Opening Prayer:

Family Business:

Scripture:

John 13:17

Lesson:

Treat:

Items Needed

- Brown paper bag
- Gift Bag or Wrapping paper
- Old newspaper, plastic bottles, etc.
- Scriptures
- Paper
- Crayons, Markers or Colored Pencils

Preparation

- Wrap the "garbage" and the scriptures in the appropriate packing according to the lesson.

Lesson

"I will only read and watch things that are pleasing to Heavenly Father." Show the children a brown paper bag (with the scriptures inside) and a beautifully wrapped gift box (with garbage inside). Ask which they would choose, then let them open the packages.

Discuss why they chose as they did. Explain that movies, books, and television programs could be compared to the packages: Sometimes bad things are made to look very attractive.

Ask: "What kinds of garbage might be found in these kinds of entertainment?" Have the children turn to [Moro. 7:12-19](#). Read these verses together, and discuss the standard for judgment that Moroni gives us.

Activity

Have the children draw pictures of their favorite books or of something they have seen on television. Let them share their drawings with the group, and help them identify the good things they are learning from their right choices.

(Ann Jamison, "Sharing Time: Warp and Weft," *Friend*, Aug 2000, 13, Idea #3)

Lesson 33: The Scriptures teach that the Gospel will be Preached in the World

Opening Song:

"We'll Bring the World His Truth" (CS, 172)

Opening Prayer:

Family Business:

Scripture:

D&C 4:2-4

Lesson:

Treat:

Items Needed

- Fish
- Paper Clip
- Stick
- String
- Magnet
- Fish Clip Art
- Crayons, Colored Pencils or Markers

Preparation

- Print Fish on heavy cardstock (print the scriptures references on the opposite side of the fish). Color, cut and attach paper clip to the fish.
- Make fishing pole as directed in the lesson.
- Print a Fish Clip Art for each family member.

Lesson





Jesus called His Apostles to be "fishers of men," or, in other words, missionaries. Many stories in the scriptures are about fish. These stories teach us about more than fish. They teach us about the gospel and about the power of God. Put cutout fish of different sizes and shapes and colors, each with a paper clip on its nose, "in" the pond. On the back of each fish, are written the title of a scripture story about fish or fishers and its reference (e.g., • Jonah and the Great Fish / [Jonah 1-2](#) • Feeding the Five Thousand / [Mark 6:33-44](#) • The Tribute Coin / [Matt. 17:24-27](#) • Calling the Apostles / [Matt. 4:18-22](#) • "I Go a Fishing" / [John 21:3-6](#) • Broiled Fish and Honeycomb / [Luke 24:36-43](#)).

Make a fishing pole from a stick, a string, and a magnet. When a child pulls a fish from the pond, tell that story. Ask what we can learn about the gospel or the power of the Lord from the story, and then post the fish after it is caught. Help the children recognize the good things they are learning about the gospel from these scripture stories. Point out that the gospel is for "every nation, kindred, tongue, and people," for young and old, rich and poor, people of all colors and in all places in the world. Just as fishermen love to fish, we find joy when we are "fishers of men" and share the gospel.

(Sydney S. Reynolds, "Sharing Time: Let Your Light Shine," *Friend*, Oct 1999, 37, Idea #3)

Activity

Draw a picture of your favorite "fish story" from the lesson inside the fish.



**Jonah & the Great
Fish**

Jonah 1-2

**Feeding the Five
Thousand**





Mark 6:33-34

The Tribute Coin

Matt. 17: 24-27

Calling the Apostles

Matt. 4: 18-22

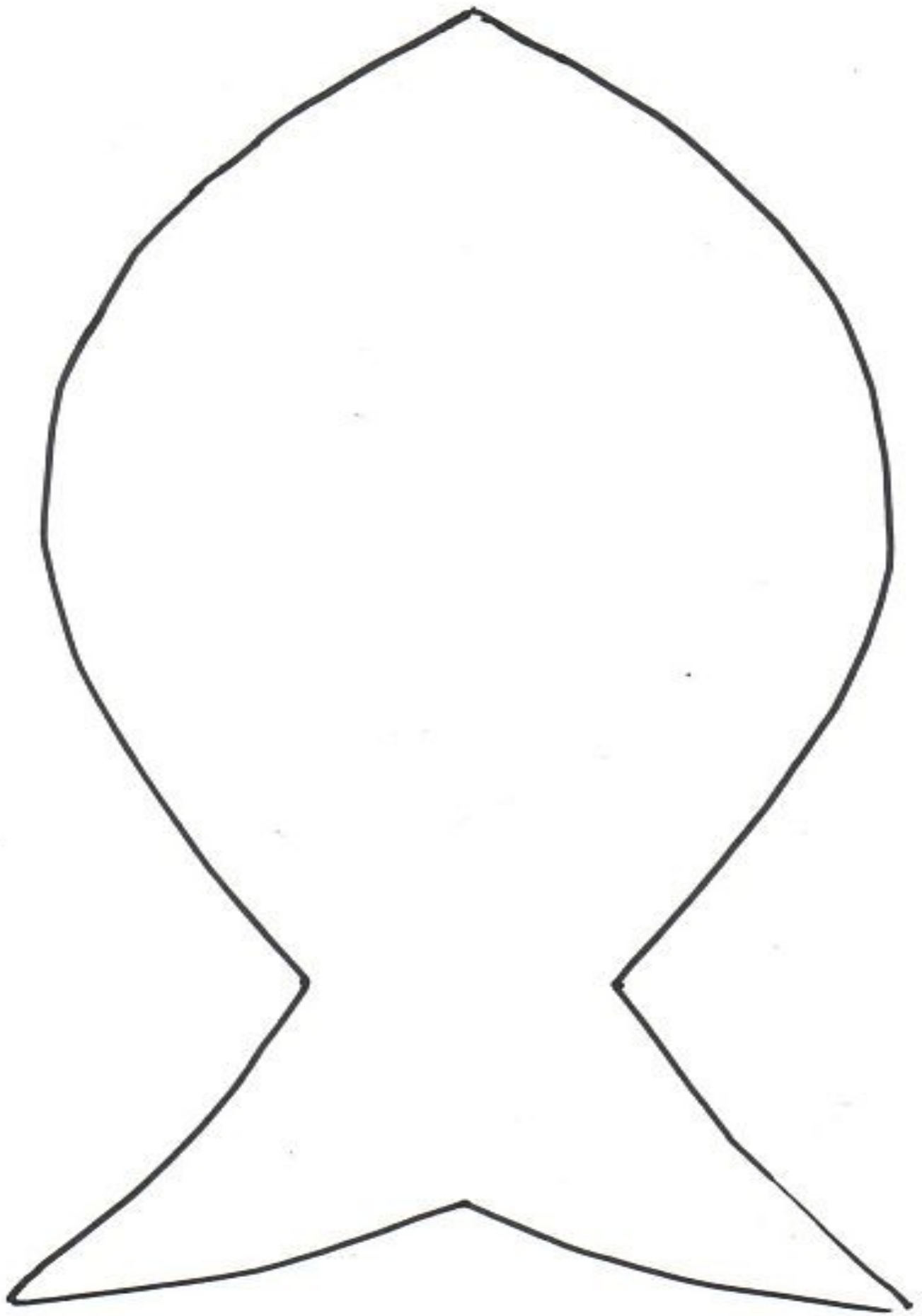


I Go a Fishing

John 21: 2-6

**Broiled Fish
& Honeycomb**

Luke 24: 36-43



Lesson 34: Missionary Work Blesses Everyone

Opening Song:

"Called to Serve" (CS, 174)

Opening Prayer:

Family Business:

Scripture:

D&C 20:19

Lesson:

Treat:

Items Needed

- Ripe fruits & vegetables
- Suitcase, white shirt, scriptures, watch, walking shoes, umbrella, etc.

Preparation

- Gather items for the lesson.

Lesson/Activity

Ask the children, "When is the time to be a missionary?" Tell them that full-time missionaries often knock on people's doors. You are going to knock the answer to that question on the door. Have the children listen as you knock the rhythm of "I Want to Be a Missionary Now" (p. 168). Explain that they can be preparing to serve full-time missions and that they can also be missionaries right now. Using stations (see *TNGC*, 179), have the children learn more about missionary work. Tell them that full-time missionaries travel from place to place. They will "travel" too. When they hear the knocking on the door, they should travel to the next station. Each time the children should move, knock the rhythm of "I Want to Be a Missionary Now."

Station 1: Display several ripe fruits and vegetables. Ask the children one way to know when food is ripe. (It changes color.) Read D&C 4:3–7 together. Help the children understand what "the field is white already to harvest" means. (See *Friend*, Sept. 2002, 4 ; or *Doctrine and Covenants and Church History Gospel Doctrine Teacher's Manual* [1999], lesson 11, pp. 58–62.)

Station 2: Pack a suitcase for a missionary. Have a variety of things that a missionary needs: white shirts, scriptures, watch, walking shoes, umbrella, and so on. Let the children choose items and explain why a missionary will need each of them.

Station 3: There are many ways to be missionaries. Use the review activity in the *Primary 3* manual, lesson 25, pp. 118–19. The children will listen to statements. If the statement is a good way to be a missionary, they should stand up. If it is not a good way, they should sit down.

(Elizabeth Ricks, "Sharing Time: I Will Follow the Prophet Today," *Friend*, Oct 2006, 14–16, Idea #4)

- You won't let a classmate play with you at school.
- You invite a friend to Primary.
- You tell a nonmember friend about Jesus Christ's Church.
- You are rude to your neighbor.
- You save some money for your missionary bank.
- You are reverent during sacrament meeting.
- You cheat on a test in school.
- Without asking, you take something that doesn't belong to you.
- You don't obey your parents and then brag about it to your friends.
- You invite a friend to your home for family home evening.
- You invite someone new in your neighborhood to play with you.
- You tease a classmate until she cries.
- You pray for the missionaries.

Lesson 35: I Can Prepare Now to Serve a Mission

Opening Song:

"I Hope they call me on a Mission" (CS, 169)

Opening Prayer:

Family Business:

Scripture:

D&C 133:37

Lesson:

Treat:

Items Needed

- Paper
- Suitcase
- Letter-writing paper or paper for drawing and an envelope
- Pencils, crayons, markers or colored pencils
- Copy of "Missionary Activity" for each family member

Preparation

- Print out "Missionary Activity" on heavy cardstock

Lesson

Explain that even though they are young, they can prepare now to serve a mission. Ask them to tell you some ways they can prepare to share the gospel. Write each suggestion on a piece of paper and "pack" it into an open suitcase. Sing "The Things I Do" (*Children's Songbook*, p. 170). Discuss how they can be missionaries right now, without leaving home. Let each child write a short note to a missionary serving from your ward/branch, or invite missionaries serving in your area to talk to the children about the joys of being on a mission.

(Karen Ashton, "Sharing Time: I Will Make Important Choices Now," *Friend*, Nov 1997, 14, Idea #2)

Activity

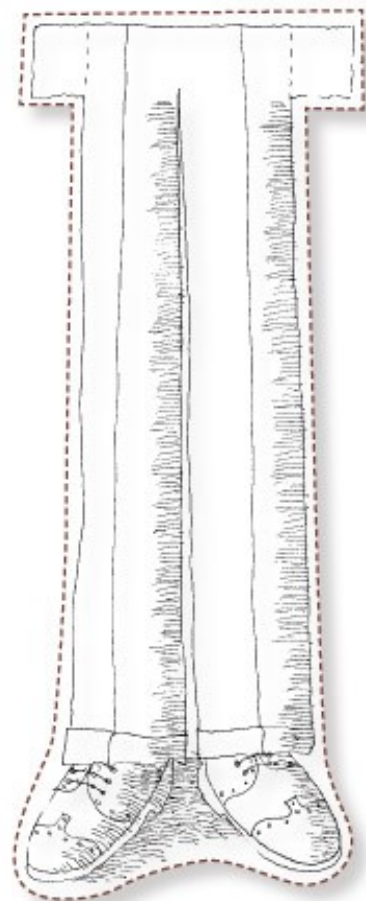
"Missionary Activity"

Missionary Activity

BY ELISE BLACK

Instructions: Color the missionary, then remove this page from the magazine and mount it on heavy paper. Cut out the verses and the figures. Assemble the missionary as illustrated. Use the missionary to show “when I have grown a foot or two” as you either recite or sing the verses in family home evening.

I Hope They Call
Me on a Mission



I Hope They Call Me
on a Mission

By Newel Kay Brown

I hope they call me on a mission
When I have grown a foot or two.
I hope by then I will be ready
To teach and preach and work
As missionaries do.

I hope that I can share the gospel
With those who want to know the truth.
I want to be a missionary
And serve and help the Lord
While I am in my youth.
(*Children's Songbook*, 169)

Note: If you do not wish to remove pages from the magazine, this activity may be copied or printed from the Internet at www.friendlds.org.

Lesson 36: I Can be a Missionary Now

Opening Song:

"I Want to be a Missionary Now" (CS, 168)

Opening Prayer:

Family Business:

Scripture:

Romans 1:16

Lesson:

Treat:

Items Needed

- Scriptures
- Sermon on the Mount picture
- Missionary clipart
- Crayons

Preparation

- Print Sermon on the Mount picture if needed.
- Print Missionary clipart for each family member.

Lesson

Picture

Display picture 3-51, Sermon on the Mount.

Explain that Jesus Christ has asked us to help him teach the gospel. With enough helpers, his teachings can go to all the people of the earth. Jesus Christ wants everyone to learn his teachings.

Scripture discussion

Read [Doctrine and Covenants 133:37](#). Explain that *gospel* is another word for Jesus Christ's teachings, *kindred* is a group of people who are related to each other, *tongue* is another word for language, and *people* means those who belong to a particular country, race, or community.

- What does this scripture say will happen? (The gospel will be preached to everyone.)
- What do we call those who are called by Heavenly Father to help teach the gospel? (Missionaries.)

Tell the children that every member of the Church, no matter how old or young, can be a missionary by telling others about the gospel.

Story

Have the children listen to the following story about a boy named Ryan who became a missionary: Ryan enjoyed going to school. He especially liked his teacher, Miss Johnson.

One day Miss Johnson asked the children to draw a picture of what they wanted to be when they grew up. Ryan had no trouble deciding what he would draw. He drew a picture of a man in a suit carrying his scriptures and walking down a street. Ryan wanted more than anything else to become a missionary when he grew up, just like his older brother.

When Ryan's teacher looked at his picture, she could not understand what he had drawn. Miss Johnson was not a member of the Church, so she didn't know what the man in Ryan's picture was doing. She asked Ryan to explain his drawing to her. Ryan told his teacher that he wanted to become a missionary for The Church of Jesus Christ of Latter-day Saints when he grew up. Miss Johnson was surprised that a boy's greatest desire was to be a missionary, instead of a policeman, a doctor, or some other occupation. After school, Miss Johnson asked Ryan to tell her more about why he wanted to be a missionary. Ryan told her how much he loved the Church and how his brother was in another country teaching others about the Church. He told her that he knew the Church was true because its teachings are the teachings of Jesus Christ.

That evening Ryan told his parents about Miss Johnson and the picture he had drawn. He asked his parents if he could invite Miss Johnson over for dinner so the family could meet her and talk to her about the gospel.

The next day, Ryan took a note to Miss Johnson inviting her to his home for dinner. She accepted his invitation and went to Ryan's home a few days later. Miss Johnson enjoyed Ryan and his family so much that she visited them often. They had many discussions about the Church, and six months later Miss Johnson was baptized. She was always grateful to Ryan for sharing his love for the Church with her.


("Lesson 25: I Can Be a Missionary," *Primary 3: Choose the Right B*, (1994),117)

Activity

Give each child a missionary boy or girl handout, and have each child draw a face on his or her handout. Help them put their names on the name tags and write "The Book of Mormon" on the book. After they color the figures, have them cut the figures out.



The Sermon on the Mount, by Carl Heinrich Bloch, used by permission of the National Historic Museum at Frederiksborg in Hillerød, Denmark





Lesson 37: I Can Pray to Heavenly Father

Opening Song:

"We Bow our Heads" (CS, 25a)

Opening Prayer:

Family Business:

Scripture:

Alma 7:23

Lesson:

Treat:

Items Needed

- "We Bow our Heads" paper doll
- Brass fasteners

Preparation

- Print and cut out paper doll

Lesson

Allison J. England, "He Is Listening," *Friend*, June 2010, 32-34

Activity





"We Bow Our Heads" Paper Doll



He Is Listening

By Allison J. England
(Based on a true story)

The Lord hath heard the prayers of his people
(Mosiah 27:14).



5

Devon, how do you feel when you share?

Happy.

And how do you feel when you do something wrong—like throw your toys?

I feel bad.

The Holy Ghost helps us have these feelings to let us know right and wrong. He also helps us have ideas about what things we can do to be happier.

7

Just because you do not hear Heavenly Father talking to you, that does not mean that He isn't listening. He sends you warm, good feelings to let you know He is there.

There are other ways we can know Heavenly Father is listening. Remember how He helped Grandma feel better after she got a priesthood blessing?

6

Yes, I'm glad Grandma felt better.

Devon felt happy.


Now I know, Mom. Heavenly Father does listen to me.

8

We Bow Our Heads

BY ELISE BLACK

Instructions: Glue this page to heavy paper. Cut out the verse and set it aside. Cut out the paper doll parts. Poke small holes in the arms where indicated, and then join the body parts together with brass fasteners or thread. Get the paper doll ready for prayer by folding her arms and bowing her head. Hold the paper doll in front of you as you recite the verse.



We bow our heads and close our eyes
And say a little prayer.
We thank our Father graciously
For blessings we all share.

(Children's Songbook, 25)

Lesson 38: The Scriptures Teach me How and When to Pray

Opening Song:

"I Pray in Faith" (CS, 14)

Opening Prayer:

Family Business:

Scripture:

James 1:5-6

Lesson:

Treat:

Items Needed

- "Pray Always" Script
- Prayer Reminders Puzzle

Preparation

- Print copy of "Pray Always" script. Assign a child to help you read the script.
- Print Prayers Reminders Puzzle onto heavy cardstock. Cut out and laminate.

Lesson

Read 'Pray Always' Script

Activity

Prayer Reminders: Complete each puzzle by matching its picture to the words that best describe it.

Pray Always

(A beginning reader can share this read-together story, or a parent or older sibling can read it to younger children.)

Pray without ceasing (1 Thessalonians 5:17).

Ronda Gibb Hinrichsen, "Pray Always," *Friend*, Jan. 2007, 32

Parent: When Jesus lived on the earth, He always prayed to Heavenly Father. Sometimes He prayed alone. Sometimes He prayed with His disciples.

Child: Jesus loved His disciples. He wanted them to know how to pray.

Parent: He gave them an example of how to pray. It is called the Lord's Prayer.

Child: Jesus began the prayer by saying, "Our Father which art in heaven, Hallowed be thy name.

Parent: Thy kingdom come. Thy will be done in earth, as it is in heaven.

Child: Give us this day our daily bread.

Parent: And forgive us our debts, as we forgive our debtors.

Child: And lead us not into temptation, but deliver us from evil:

Parent: For thine is the kingdom, and the power, and the glory, for ever.

Both: Amen."1

Child: Jesus also told His disciples a parable or story about prayer.

Parent: One night while a man was fast asleep in his bed, a friend knocked on his door.

Child: "Please lend me three loaves of bread," the man called from outside. "Someone has just come to visit me. I don't have any food to give him."

Parent: "Don't bother me," the sleepy man said. "It's midnight, and my children are asleep."

Child: "Please, help me."

Parent: "I can't," grumbled the man. "I'd awaken everyone."

Child: "Please!"

Parent: In time, the man climbed out of bed and gave his friend as much food as he needed. Jesus said the man did this because his friend did not give up—he did not stop asking for help.2

Child: Heavenly Father loves us. He wants to bless us, but we must be like the man's friend. We must ask in faith and try to be like Jesus so we can receive Heavenly Father's blessings.

Parent: Always praying is one way we work to receive Heavenly Father's blessings.

Both: Jesus said, "Ask, and it shall be given you; seek, and ye shall find; knock, and it shall be opened unto you."3

Remember to have family prayer.



Kneel by the side of your bed for morning and night prayers.



Fold your arms during a prayer.



Close your eyes when a prayer is given.



Don't forget to ask Heavenly Father for a blessing on your food.



Bow your head when a prayer is given.



Prayer Reminders

BY JULIE WARDELL

Mount the puzzle pieces on heavy paper, then cut them out.
Complete each puzzle by matching its picture to the words that best describe it.

Lesson 39: Heavenly Father Hears and Answers My Prayers (pt.1)

Opening Song:

"A Child's Prayer" (CS, 12)

Opening Prayer:

Family Business:

Scripture:

Mark 11:24

Lesson:

Treat:

Items Needed

- Coloring Page for each family member
- Crayons

Preparation

- Print out Coloring Page for each family member

Lesson

Heavenly Father loves us and wants us to pray to Him. We can pray to Him anytime, no matter where we are. He hears and answers our prayers.

Charlotte Clark was just six years old when her family left Nauvoo, Illinois, to travel west to the Salt Lake Valley. It was a long, long way to walk. Charlotte walked so much that she wore out her only pair of shoes. Every night when Charlotte knelt to pray, she asked Heavenly Father for a pair of shoes.

One day Charlotte and her sister were picking berries when Charlotte saw a pair of shoes. She and her sister ran back to their mother and father, saying, "Heavenly Father sent me shoes, and they fit perfectly!" Charlotte's father was concerned that the shoes belonged to someone who had lost them. He told Charlotte that if the shoes belonged to someone in their wagon train, she should return the shoes to their owner. Charlotte's family showed the shoes to everyone, but no one claimed them. Charlotte's prayer was answered.

Heavenly Father answers our prayers. The answers may not always be what we expect, but He will answer in the way that is the best for us. We can pray to Him anytime, anywhere.

(Linda Magleby, "Sharing Time: Heavenly Father Hears and Answers Prayers," *Friend*, Jul 2006, 16–18)

Activity

Coloring Page





I CAN PRAY TO HEAVENLY FATHER, AND HE WILL HEAR AND ANSWER MY PRAYERS.

"Therefore I say unto you, What things soever ye desire, when ye pray, believe that ye receive them, and ye shall have them" (Mark 11:24).

Lesson 40: Heavenly Father Hears and Answers My Prayers (pt.2)

Opening Song:

"I Thank Thee Dear Father" (CS, 7)

Opening Prayer:

Family Business:

Scripture:

Alma 37:37

Lesson:

Treat:

Items Needed

- "The Power of Prayer" board game
- A bean, coin or other game marker
- Paper
- Pencil
- Die
- Scriptures

Preparation

- Print out "The Power of Prayer" game board on heavy cardstock

Lesson

Four-year-old Micalah had just finished scripture study with her family. They had been reading from Alma in the Book of Mormon about the Zoramites. Micalah had asked a lot of questions about how the wicked Zoramites each said the very same prayer, never really thinking about Heavenly Father or what they might want to say to Him.

After scriptures and family prayer, Micalah knelt by her mom at the side of her bed to say her own prayer to Heavenly Father. "Heavenly Father, please bless our family to be well, and please bless us to do good things. In the name of Jesus Christ, amen." It was the exact same prayer she said every night. Mom didn't get up right away. "Micalah," she asked, "do you think that Heavenly Father listens to you when you pray?"

Micalah nodded her head earnestly.

"Do you think Heavenly Father wants to hear what you have in your heart? Or do you think He wants to hear you say the same prayer to Him every night without thinking about what you really want to tell Him?"

A small smile came over Micalah's face, and her eyebrows went up. "You mean, like the Zoramites?" Mom smiled back. "Only a little bit like them."

Micalah thought hard, wrinkling her forehead. "I don't want to pray like the Zoramites," she said. "But how can I know what to say every time I pray?"

Mom put her arm around Micalah. "Well, before I start my prayer to Heavenly Father, I kneel down and I just think for a few minutes. I think about the things I did that day. I think about the things I'm thankful for. And I think about the problems I have that I need help with. Then I start my prayer."

Micalah liked that idea. "I want to try again!" she announced.

Micalah and her mom knelt quietly beside each other for a few moments. Micalah thought about their trip to the park earlier that day to play and to feed the ducks. She thought of her grandma and her cousins who were visiting from out of town. She thought of celebrating Jesus's Resurrection during Easter. She thought of many things, and then she began to pray. "Heavenly Father, thank Thee that we had fun at the park, and thank Thee for making such a beautiful earth. Thank Thee that Grandma Jolene and Julian and Lonnie are visiting. Thank Thee that Jesus died for us. Thank Thee that we were safe today, and please bless us always to be safe. In the name of Jesus Christ, amen."

When she finished her prayer, Micalah felt warm and peaceful inside. Micalah knew what that feeling was—the Holy Ghost!

She kissed her mom good-night and snuggled down under her cozy blankets. She was smiling as she closed her eyes and drifted off to sleep. She knew that Heavenly Father had heard her prayer and that He was happy she had spoken to Him from her heart.

(Karine L. Maynard, "Heavenly Father Hears Me," *Friend*, Sep 2005, 19)

Activity

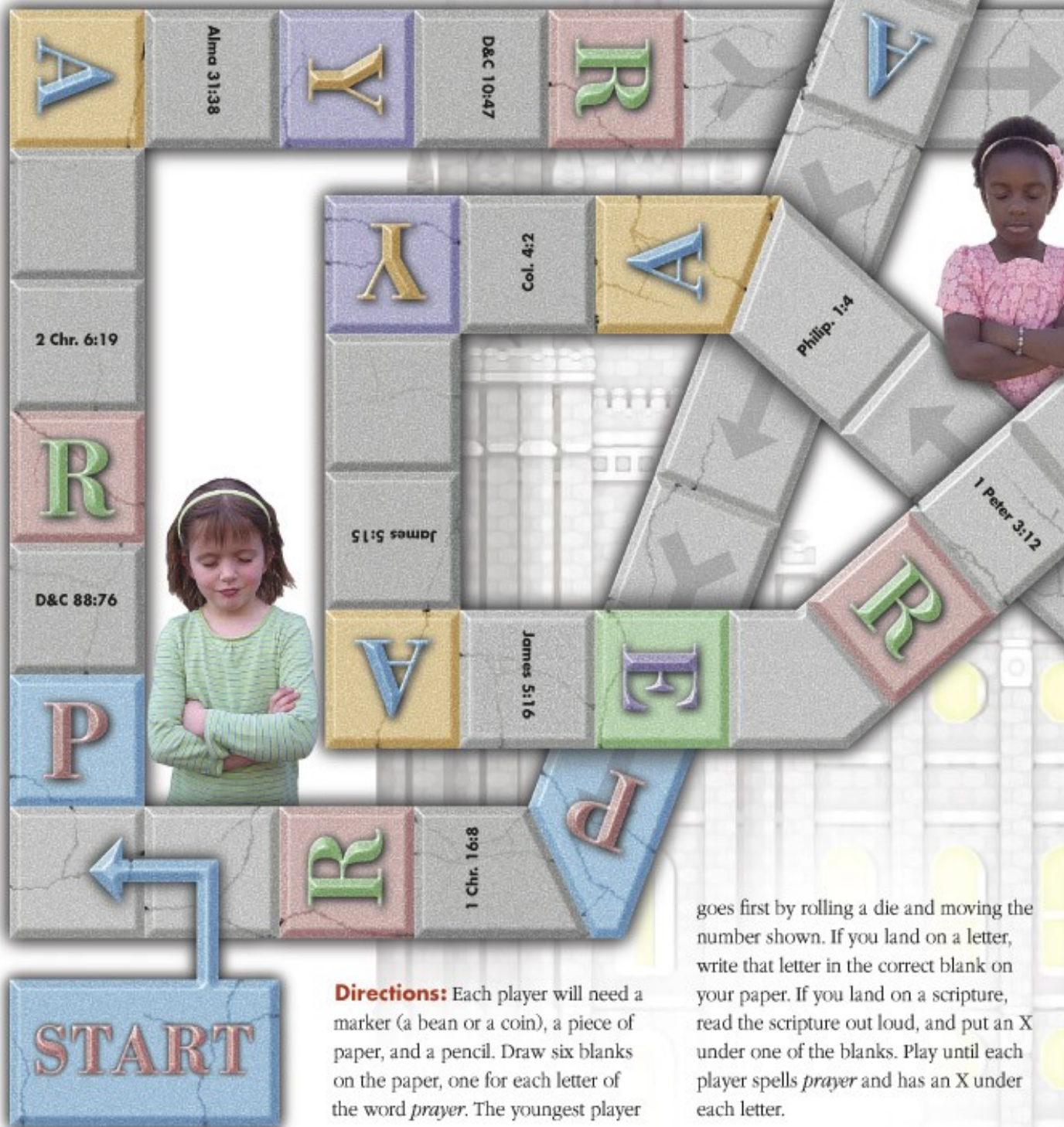
"The Power of Prayer," *Friend*, Jul 2009, 24–25

As children of our Heavenly Father one of our greatest privileges is to communicate with Him in prayer. As you play this game with your family and friends and read the scriptures on the squares, you will learn more about prayer and how you can improve your communication with Heavenly Father.

Directions: Each player will need a marker (a bean or a coin), a piece of paper, and a pencil. Draw six blanks on the paper, one for each letter of the word *prayer*. The youngest player goes first by rolling a die and moving the number shown. If you land on a letter, write that letter in the correct blank on your paper. If you land on a scripture, read the scripture out loud, and put an X under one of the blanks. Play until each player spells *prayer* and has an X under each letter.

The POWER of PRAYER

As children of our Heavenly Father one of our greatest privileges is to communicate with Him in prayer. As you play this game with your family and friends and read the scriptures on the squares, you will learn more about prayer and how you can improve your communication with Heavenly Father.



Directions: Each player will need a marker (a bean or a coin), a piece of paper, and a pencil. Draw six blanks on the paper, one for each letter of the word *prayer*. The youngest player

goes first by rolling a die and moving the number shown. If you land on a letter, write that letter in the correct blank on your paper. If you land on a scripture, read the scripture out loud, and put an X under one of the blanks. Play until each player spells *prayer* and has an X under each letter.



Lesson 41: Reverence is Love and Respect for God

Opening Song:

"Reverence is Love" (CS, 31)

Opening Prayer:

Family Business:

Scripture:

D&C 138: 1-4

Lesson:

Treat:

Items Needed

- "Michael" Book
- Dry erase markers

Preparation

- Print out "Michael" on heavy cardstock. Cut out, laminate and bind.

Lesson

Cleo Jackson, "Michael," *Friend*, Jul 1974, 14

Activity

Let the children color the pages using a dry erase marker. Store in your Sunday quiet box.



Michael likes to run up
and down hills when he
plays with his friends.

-1-



But when Michael goes
to church, he walks very
quietly.

-2-



Michael likes to wrestle
with his friends, his dog,
and sometimes his dad.

-3-



But when Michael goes
to church, he sits quietly
and listens.

-4-



**Michael likes to climb
trees, fences and hills.**

-5-



**But when Michael goes
to church, he never
climbs on the benches
or marks them with
his feet.**

-6-



Michael likes to sing in a
loud voice at home
when he takes a bath
or helps clean the yard.

-7-



But when Michael goes
to church, he doesn't
even hum until the song
leader says it is time to
sing.

-8-



Michael likes to twirl his arms and pretend he's a hummingbird or a motorboat or a helicopter.

-9-



But when Michael goes to church, he keeps his arms very still and folds them when a prayer is said.

-10-



Michael likes to play
with toy cars, tops,
bouncing balls, marbles
and airplanes.

-11-



But when Michael goes
to church, he leaves all
of his toys at home.

-12-



**Michael likes talk and
whistle and skip and
jump.**

-13-



**But when Michael goes to
church, he doesn't talk or
whistle or skip or jump.
He quietly thinks about
his Heavenly Father and
shows his love for him by
being reverent.**

-14-

Lesson 42: Reverence During the Sacrament Helps me to remember Jesus Christ

Opening Song:

"Before I take the Sacrament" (CS, 73)

Opening Prayer:

Family Business:

Scripture:

Luke 22:19

Lesson:

Treat:

Items Needed

- Sacrament Puzzle

Preparation

- Print out Sacrament Puzzle on heavy cardstock. Color, cut out and laminate.

Lesson

Before the earth was created, Heavenly Father chose His Son, Jesus Christ, to be our Savior. Because Jesus loves us, He was willing to give His life to save us from death and to help us overcome our sins. When Jesus lived on the earth, He loved His disciples (followers), and He taught them many things. He taught them to love one another and to forgive one another. He also asked them to keep the commandments of God and to repent of their sins.

Many people were blessed and healed by Him. His disciples loved Him very much and wanted to be close to Him.

At the end of His ministry, Jesus gathered His Apostles around Him for He knew that the time for His great sacrifice had come. He knew that His blood would be shed and that His body would die. To help His Apostles remember Him, Jesus took some bread, blessed it, broke it, and gave it to them, saying, "Take, eat; this is my body" ([Matt. 26:26](#)).

He then took a cup, gave thanks, and gave it to them, saying, "Drink ye all of it" ([Matt. 26:27](#)). He explained, "This is in remembrance of my blood ... , which is shed for as many as shall believe on my name, for the remission of their sins" (JST, Matt. 26:24—it is after the Bible Dictionary in the LDS edition of the Bible).

Jesus' Apostles partook of the sacrament and later taught the other disciples about this new ordinance. If you try to follow the Savior, you are His disciple. He loves you, and you can remember this when you partake of the sacrament.

As you sing the sacrament hymn each week in sacrament meeting, listen carefully to the words. They will help you remember what the Savior has done for you.

Carefully listen to the sacrament prayers. When you partake of the bread and water, you promise to always remember that Jesus' body was given and His blood was shed for you. You promise to take His name upon you and to keep His commandments.

When you keep these promises, which you make when you partake of the sacrament, Heavenly Father will bless you with His Spirit.

(Karen Ashton, "Sharing Time: Remembering Jesus," *Friend*, May 1996, 44)

Activity

Sacrament Puzzle

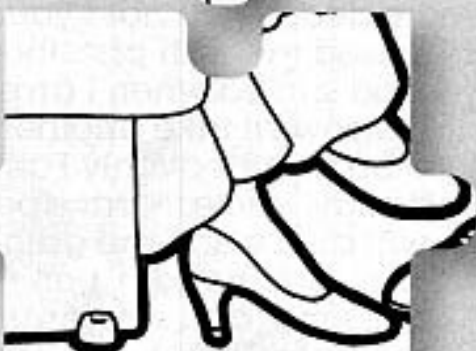
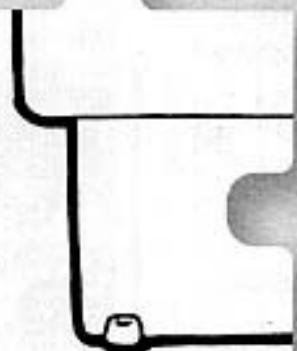
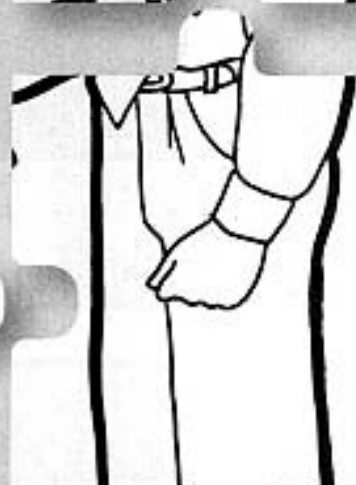
**DURING
THE
SACRAMENT...**

I PROMISE:

1. To remember that Jesus' body was given and His blood was shed for me.
2. To take upon me the name of Jesus Christ and always remember Him.
3. To keep His commandments.

**HEAVENLY
FATHER
PROMISES:**

That I may have His Spirit to be with me.



Lesson 43: I Can Show Reverence for Sacred Places and Things

Opening Song:

"The Chapel Doors" (CS, 156)

Opening Prayer:

Family Business:

Scripture:

3 Nephi 14:12

Lesson:

Treat:

Items Needed

- "I Can be Reverent" book
- Hole punch
- Yard or Ribbon
- Scissors

Preparation

- Print out "I Can Be Reverent" Book on heavy cardstock for each family member.

Lesson

Danny's sister poked him in the side. "Mom wants you," she whispered. Danny looked down the row past his brothers, sisters, and father to his mother. She was leaning forward in her seat and staring at him. She pointed to the empty seat next to her. Danny knew what that meant. He stepped slowly past the whole family and sat beside her.

"You need to be quiet," she whispered in his ear, then looked back up at the speaker.

"But I want to play," Danny whispered back. He put his head down and closed his eyes. His chin started to tremble.

His mother pulled him close and whispered, "Danny, you're a good boy, and I love you. But what would it be like in here if everybody started playing?"

"That would be great!" he whispered back.

"Are you sure?" she asked, more softly still. "Think about it."

Danny turned to look around the chapel. He saw Brother and Sister Lund and their two children sitting quietly in their seats. Danny imagined Brother Lund turning to his family and holding up a chalkboard with a word game on it. Sister Lund and the children held their hands high in the air, waving them as they yelled, "Pick me! Pick me!" Danny giggled. *That would be fun!* he thought.

Danny looked the other way and saw the Clark family sitting on the front row. He wondered what it would be like if all the Clark children were playing "Guess What Animal I Am?" He pictured Adam, who had just returned from his mission, hopping up and down as his family yelled, "A rabbit! A rabbit!" *That would be fun too. Then he wondered, But would it be fun for the speaker and the people who were trying to listen?*

Danny saw his friends Sam and Billy. *What if they brought their small video games to sacrament meeting?* He could almost hear the music and beeping noises. He imagined Sam and Billy jumping out of their seats, yelling each time they won or lost. Danny frowned. *What if Sam and Billy and the Clarks and the Lunds were all playing at once? They would hardly be able to hear themselves, and no one else could hear anything.*

Danny looked the other way and saw the Clark family sitting on the front row. He wondered what it would be like if all the Clark children were playing "Guess What Animal I Am?" He pictured Adam, who had just returned from his mission, hopping up and down as his family yelled, "A rabbit! A rabbit!" *That would be fun too. Then he wondered, But would it be fun for the speaker and the people who were trying to listen?*

Danny saw his friends Sam and Billy. *What if they brought their small video games to sacrament meeting?* He could almost hear the music and beeping noises. He imagined Sam and Billy jumping out of their seats, yelling each time they won or lost. Danny frowned. *What if Sam and Billy and the Clarks and the Lunds were all playing at once? They would hardly be able to hear themselves, and no one else could hear anything.*

What if everyone in the chapel started playing? Danny asked himself. He pictured balls being tossed back and forth, children skating down the aisles, fathers watching television, and mothers talking loudly to their friends. *It would be so loud that my ears would hurt—and could anyone think about Heavenly Father?*

Danny looked up at the pulpit. He was sure he wouldn't be able to understand anything the speaker was saying, but he tried. To his surprise, she was talking about how much Jesus Christ loved little children.

Danny felt a warm glow spread through him. *If everyone was playing, I wouldn't have this good feeling.*

Danny snuggled up closer to his mother and kept listening. There would be plenty of times to play, but this wasn't one of them.


(Bettyanne Gillette, "What If Everyone Played in the Chapel?," *Friend*, Sept. 1996, 18–19)

Activity




Make an "I Can be Reverent" Book.

I CAN BE REVERENT

BY DIANA ECKERSELL JANSON



Instructions: Color these two pages, and mount them on heavy paper. Cut out the picture pages on the broken lines. Punch holes along the sides of the pages as marked. Place the picture pages on top of each other in order, with the title page on top. Line up the holes, and tie your book together with ribbon or yarn.



Note: If you do not wish to remove pages from the magazine, this activity may be copied or printed from the Internet at www.friendlds.org



When I speak,
words come softly,

4



not loud and bold.

5



When I listen,

6



lips stay shut

7



and my arms I fold.

8



When I pray, my head bows

9



and my eyes are closed.

10



I can be reverent
from my head

11



to my toes.

12

Lesson 44: Reverence for God Helps Me to Respect and Love Others

Opening Song:

"Reverently, Quietly" (CS, 26)

Opening Prayer:

Family Business:

Scripture:

D&C 19:23

Lesson:

Treat:

Items Needed

- Scriptures
- Body Part Images
- Container

Preparation

- Print out body part images on heavy cardstock. Color, cut out and place in a container.

Lesson

Show picture of Jesus Blessing the Nephite Children (Gospel Art Book #84). Have the children tell you about the picture (see [3 Nephi 17:11-12, 21-24](#)).

- How do you think the Nephite children felt about Jesus Christ?

Show picture of The Birth of Jesus (Gospel Art Book #30), and ask the children to tell the story of Jesus' birth (see [Luke 2:1-16](#)). Have them look carefully at the people in the picture.

- How do you think the people felt when they saw baby Jesus?
- How do you think you would have felt if you had seen baby Jesus?

Explain that when we think of Heavenly Father and Jesus in a loving way we are reverent.

We Show Reverence by Our Actions

- How do we show our feelings of reverence (love and respect) for Heavenly Father and Jesus Christ?

Explain that it is important to have feelings of reverence no matter where we are, but we should especially remember to be reverent at church. The meetinghouse is Heavenly Father's house, and when we are reverent in Heavenly Father's house, Heavenly Father knows that we love him.

Activity

Show the bag or container with the cutouts in it. One at a time, invite each child to take a cutout from the bag, show the cutout to the other children, and ask, "What should you do with your (item shown in cutout) to show reverence in Heavenly Father's house?"

Possible answers:

Mouth—Speak quietly, smile, sing songs, pray, keep closed when someone else is talking.

Eyes—Look at the teacher or speaker, close during the prayer.

Hands and arms—Hold still, raise to answer a question, fold during prayer.

Feet and legs—Walk quietly, hold still.

Ears—Listen to what is being said.



Lesson 45: Prophets Prophesied About the Birth of Jesus Christ

Opening Song:

"The Nativity Song" (CS, 52)

Opening Prayer:

Family Business:

Scripture:

1 Nephi 10:5

Lesson:

Treat:

Items Needed

- Scriptures
- Puzzle
- Bean Bag
- Tape

Preparation

- Print out puzzle on heavy cardstock. Cut out pieces and write the scripture references on the back of the pieces.
- Make Bean Bag (if you don't already have one) - Google "Bean Bag Tutorial" for instructions.

Lesson/Activity

On the back of each puzzle piece, write a reference to scriptures that prophesy of the birth of the Savior.

Isa. 7:14

1 Ne. 11:13, 15, 18

2 Ne. 25:19

Hel. 14:2-5

Place the puzzle pieces in a random pattern on the floor. Have a child toss a beanbag until he/she hits one of the pieces. Look up the scripture reference and read the scripture aloud. Have all the children respond to what the prophecy or sign is and where and when it would take place. Hang the puzzle piece on the wall, trying to put the puzzle together. Testify that just as the prophets foretold the birth of Jesus Christ, they have also told us that He will come again to the earth.

Diane Nichols, "Sharing Time: What a Joyful Day!," *Friend*, Dec 2001, 21, Idea #3



Lesson 46: Jesus Christ was Born

Opening Song:

"Away in a Manger" (CS, 42)

Opening Prayer:

Family Business:

Scripture:

Luke 2: 3-7

Lesson:

Treat:

Items Needed

- Coloring Page
- Crayons

Preparation

- Print out coloring pages for each family member.

Lesson
























"Jesus Is Born," *Friend*, Dec. 2009, 19

Activity

Coloring Activity



Jesus Is Born

One day the  **angel Gabriel** visited  **Mary**. The  told  she would be the mother of the Son of God. The  said the child's name would be Jesus.  was married to  **Joseph**. The emperor made  and  travel to  **Bethlehem** to pay taxes. The trip was hard for  because Jesus would be born soon. When  and  got to , all of the inns were filled.  and  had to stay in a  **stable** with  **animals**. Jesus was born in the  **manger**.  wrapped Jesus in cloth and laid Him in a  **manger**. An angel visited  **shepherds** and told them that Jesus had been born. The  visited Jesus and then told many people that they saw Jesus.





Lesson 47: Jesus Christ Will Someday Return to Earth

Opening Song:

"When He Comes Again" (CS, 82)

Opening Prayer:

Family Business:

Scripture:

D&C 34: 11-12

Lesson:

Treat:

Items Needed

- Copy of Christ with the Children Book
- Hole punch
- Scissors
- Yarn or Ribbon

Preparation

- Print out Book onto heavy cardstock.

Lesson

In December, we celebrate the birth of Jesus Christ. We sing and think about that peaceful night when He was born in a humble stable. One day, He will come again but in great glory. Ancient and modern prophets tell us that "he shall stand at the latter day upon the earth" ([Job 19:25](#)) and "reign on the earth over his people" ([D&C 76:63](#)).

No one, not even the angels, knows exactly when He will come again. However, the scriptures tell us this about His Second Coming: "I am Jesus Christ, the Son of God; wherefore, gird up your loins and I will suddenly come to my temple" ([D&C 36:8](#)). He may appear in other places, too, but He will surely come to the temple because it is the house of God.

We can read about those who were with Jesus at the temple anciently. Both Simeon and Anna were at the temple and saw Baby Jesus when He was presented there. They had been hoping and waiting to see the Messiah, or Savior. (See [Luke 2:25-38](#).) And when He was twelve years old, He astonished the learned men in the temple with His understanding and knowledge. They knew the law and the commandments, yet they were taught by the boy Jesus. (See [Luke 2:41-47](#).)

The "more righteous part" of the Nephites saw the resurrected Savior when He appeared to them at the temple in the land of Bountiful. Jesus Christ comforted and blessed them and filled them with joy and peace. (See [3 Ne. 10:12](#); [3 Ne. 17:5-17](#).)


Jesus Christ is the Messiah. Those who keep the commandments will one day rejoice to stand in His presence. If we choose to do what is right and learn to help and comfort others, we can be the kind of people who will be at the temple when He comes in glory.

This Christmas, we can remember the Baby born in the manger; we can also think about the resurrected Savior, Jesus Christ, who will one day come to earth as the Prince of Peace.

Vicki F. Matsumori, "Sharing Time: The Prince of Peace," *Friend*, Dec 2002, 17

Activity

Cut out the three boxes and around the figures on the dotted lines. Punch holes where indicated. Make a book by putting the pages in order with page 1 on top and fastening the pages together with string or yarn (see illustration). Use the book to tell about when Jesus visited the temples in Jerusalem and in the land of Bountiful in ancient America. Talk about the time when Jesus will someday return to earth.



Lesson 48: To Prepare for the Second Coming, I will follow Jesus

Opening Song:

"I'm Trying to be like Jesus" (CS, 78)

Opening Prayer:

Family Business:

Scripture:

John 13:15

Lesson:

Treat:

Items Needed

- *Preparing for Jesus to Come* Board Game
- Game markers
- Picture #66: The Resurrected Jesus Christ

Preparation

- Print out Board Game onto heavy cardstock. Color and laminate.

Lesson

Tell about a time when someone close to you went away for a period of time. Explain how you felt when this person left and how eager you were for him or her to return. Tell about any preparations you made for your loved one's homecoming and how you felt to see this person again.

Help the children think of times when someone they love went away for a while. Possibilities could include when a parent went on a trip, when a mother went to the hospital to have a baby, or when a sibling or other family member went on a mission. Discuss with the children the feelings they had when these people left and when they came home. Emphasize that we miss our loved ones when they go away, and we are happy when they come home. Let the children talk about any preparations they and their families made for these people's homecomings, such as cleaning and decorating the home, cooking special food, or wearing special clothes.

Show picture #66 (Gospel Art Book) The Resurrected Jesus Christ.

Explain that when Jesus comes again he will live among the people on earth. Everyone will know that he is Jesus Christ, our Savior, and will worship him.


- Would you like to be here when Jesus comes again? Why?

Discuss with the children how wonderful it will be on earth when Jesus comes again. People will be able to see Jesus, to walk and talk with him, and to have him put his loving arms around them. Point out that after Jesus comes, everyone will be friends. There will be no evil people. We will not need to lock our doors because everything and everybody will be safe. There will be no disease to cause us sickness or pain, and all the animals will be friends with us and with each other.

Remind the children of the preparations they made when their loved ones returned home. Explain that we must also prepare for Jesus Christ's return to the earth. We can prepare by learning and following Jesus' teachings.

Point out that if we are prepared, we will be happy to see the Savior. He wants everyone to live with him again, but only those who follow his teachings and choose the right will be able to do so. Jesus helped his disciples learn what they had to do to live with him again, and he has also given us teachings to help us be prepared when he comes again.

"Lesson 43: Jesus Christ Will Come Again," *Primary 2: Choose the Right A*, 235



Not
Preparing
for Jesus to
Come

START

Say your
prayers

Put your
toys away

Say
something
kind

Be willing
to help
others

Think of
what Jesus
would have
you do

Tell the
truth

Do what
your parents
tell you

Fight with
your brothers
and sisters

Be sorry
when you
do wrong

Don't take
what is not
yours


Help with-
out being
asked

Pay your
tithing

Return
things that
you borrow

Let others
choose the
game to
play

Tell a lie



Share something

Go to church

Obeys your parents

Be kind to animals

Give someone a hug

Say "thank you" for a kindness

Take a non-member to church

Help someone in the neighborhood

Don't quarrel with your brothers and sisters

Be noisy during the prayer

Be reverent in church

Forgive someone who was unkind

Preparing for Jesus to Come

Appendix

Game Board Marker Ideas:

- Wooden Peg People: Here's a link to a GREAT tutorial (they also have a super cute idea of having the kids make their own! Maybe a great idea for a "5th Monday FHE"?)
<http://www.skiptomylou.org/2010/06/12/peg-dolls-from-dollar-store-crafts/>
- Scrabble Tile with initial on it.

Music Visuals:

- Sugardoodle.net has a FANTASTIC collection of Primary song visuals, games, ideas and flip charts. Search under "Primary" and then follow the link to "Primary Music Leader". Songs are listed alphabetically.