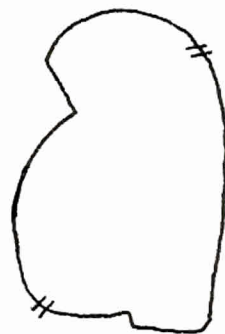



I am a child of God... I am a child of God... I am a child of God...



We are all children of God.  
Match the people and words.



baby





boy


www.sugardoodle.net

I am a child of God... I am a child of God... I am a child of God...

I am a child of God... I am a child of God... I am a child of God...






mom



dad

Lesson 1

I am a child of God... I am a child of God... I am a child of God...



#### How to make File Folder Game 1:

1. Cut out each individual word (I, am, a, child, of, God) as well as the four people.
2. Cut the two pages out (around the "I am a child of God" frame). Mount the two pages onto an open file folder.
3. Glue the game label onto the file folder tab.
4. Laminate the inside of the file folder and the pieces.
5. Place a small piece of Velcro or magnetic tape, to each word on the file folder. Add the other side of the Velcro or magnet to the back of the words. The people go in the pockets. Once laminated, make a small slit so that the people can go in their assigned pocket.
6. Store pieces in an envelope taped to the back.

**I am a  
child of  
God**



↖ Game label for  
file folder