


I Have Feelings



Happy





Sad




Angry



Scared



Our feelings Show In All We do



Happy




Sad



Angry



Scared





I Have Feelings

How to make File Folder Game 21:

1. Color all three sheets.
2. Cut out all of the shapes on the page without the border.
3. Mount the two pages with border onto an open file folder.
4. Glue the game label onto the file folder tab.
5. Laminate the inside of the file folder and the pieces.
6. Place a small piece of Velcro or magnetic tape, to each shape on the file folder.
Place the other side of the Velcro or magnet to the back of the pieces.
7. Store pieces in an envelope taped to the back.