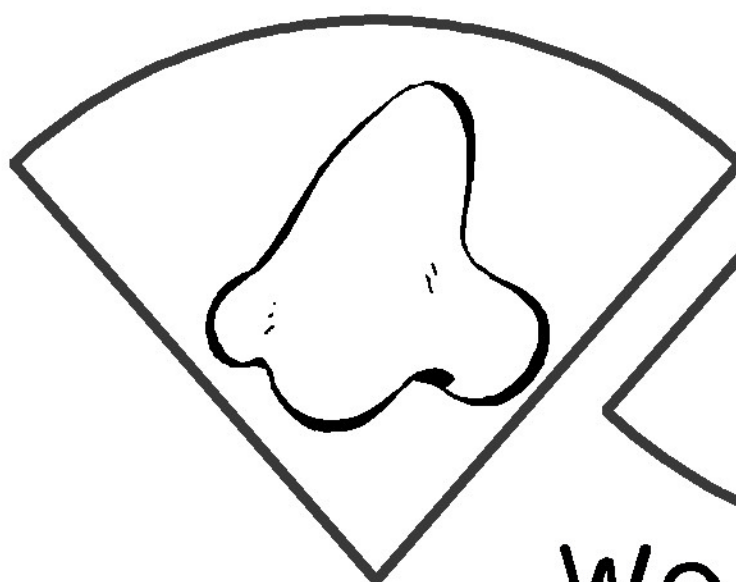


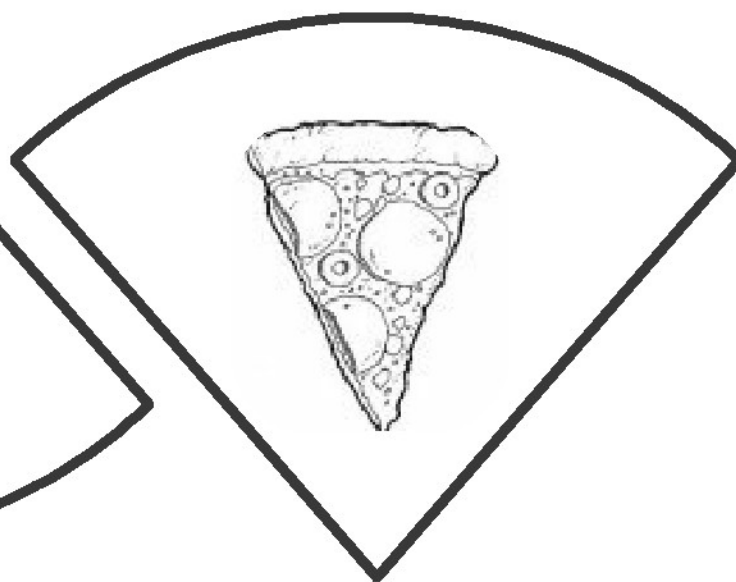

I am Thankful That I can smell and taste I am Thankful That I can smell and taste I am Thankful That I can smell and taste I am Thankful That I can smell and taste

I am Thankful That I can smell and taste I am Thankful That I can smell and taste I am Thankful That I can smell and taste

I am Thankful That I can smell and taste I am Thankful That I can smell and taste I am Thankful That I can smell and taste I am Thankful That I can smell and taste




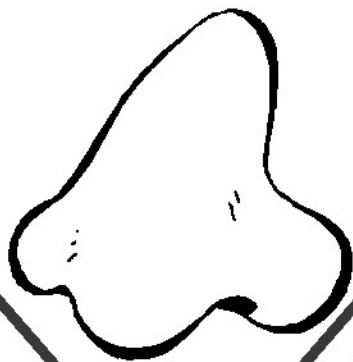
We  
have a  
nose so  
we can  
smell.



Created by MDHMills



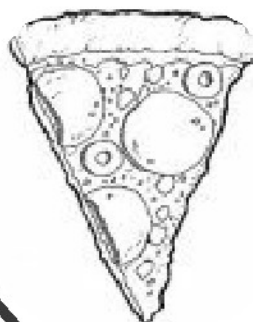
I am Thankful That I can smell and taste I am Thankful That I can smell and taste I am Thankful That I can smell and taste I am Thankful That I can smell and taste





# Smell

# Taste



## How to make File Folder Game 20:

1. Color all three sheets.
2. Cut out all of

6. inside of the file folder and the pieces.
7. Place a small piece of Velcro or magnetic tape, to each shape on the file folder. Place the other side of the Velcro or magnet to the back of the pieces.
7. Store pieces

the shapes on the page without the border.

3. Mount the two pages with border onto an open file folder.
4. Glue the game label onto the file folder tab.
5. Laminate the

in an envelope taped to the back.

**I Am Thankful That I Can Smell and Taste**