





# Celebrating Easter



- ⊗ Do what Christ would do if He were here: spend time servicing others
- ⊗ Study the scriptures about Jesus Christ and the Resurrection
- ⊗ Write in your Journal about what your Savior has done for you
- ⊗ Spend family time learning about the Savior and His life
- ⊗ Hold a special family testimony meeting on Easter Sunday
- ⊗ Make a list of the ways the Atonement affects your life. Write the list in your journal
- ⊗ Prepare Family Home Evening Lessons on the Savior each week during the month of Easter
- ⊗ Break a donkey-shaped piñata to celebrate Christ's triumphant entry into Jerusalem
- ⊗ Write your own Easter Poem or Song! Put a copy in your journal.
- ⊗ Learn an Easter Song and practice it during the month at Family Prayer (look in the Children's Songbook & Hymns)
- ⊗ Watch the sunrise on Easter morning. Think about the beauty of the Earth and the sacrifices of it's Creator
- ⊗ During the sacrament, make a concerted effort to worship the Savior and Heavenly Father
- ⊗ Give each member of your family a small picture of the Savior on Easter morning. Write a note or scripture or testimony on the back or in a card to go with it
- ⊗ Read talks about the Saviors Life during the month. These are easily found on lds.org -gospel topics - there are so many great ones!!!
- ⊗ Make a commitment to read scriptures about the Savior every day of the month before Easter (Gospels and 3 Nephi)
- ⊗ Check out a video from the church library that contains the gospel of Luke. The New Media Bible Series gives a particularly good account
- ⊗ "Arrange" with the Easter bunny to come and hide eggs the day before Easter so that Sunday is a day to concentrate on the spiritual aspects of the holiday
- ⊗ Memorize a scripture about the Savior's Atonement. Here are some suggestions: John 3:14-16; Matthew 11:28; John 11:25; Matthew 28:6; Mark 9:23; Philippians 4:13; Luke 1:37; Luke 9:23; John 6:35; John 10:11; Rom. 6:9; John 8:12;
- ⊗ Sing Hymns about the Savior, listen to them on CD at home, in the car flood your home with the songs of Easter all month
- ⊗ Try harder to act more like the Lord. Show more compassion, be more forgiving
- ⊗ Read The Living Christ: The Testimony of the Apostles (Ensign, Apr. 2000), or other books about the Savior
- ⊗ Watch videos such as: *Special Witnesses of Christ, The Lamb of God, Finding Faith in Christ*
- ⊗ Toss a beanbag or other soft object to a child and have her respond to a question. Continue with everyone in the family. (Why do we celebrate Easter? Who was the first `erson to be resurrected? Where was the body of Jesuc placed after He `ied? Atc.)
- ⊗ Do something special for someone else. Visit a widower (a family service project, flowers to grandma etc.)
- ⊗ Visit and decorate the graves of loved ones. Discuss the Resurrection of Jesus Christ and the true meaning of Easter and what it means to all who have died and will die.
- ⊗ Hold a candlelight dinner on Saturday evening in which you read the Book of Mormon's account of the three days of darkness before Christ's visit to the Americas
- ⊗ Family scripture time is a great opportunity to discuss the important Easter events while reading them
- ⊗ The week before Easter Sunday take a few minutes each day to discuss what the Savior was doing on that day nearly 2,000 years ago. The Sunday before is the triumphant entry into Jerusalem (see Matt 21:4-9). Monday the Savior cleared the temple (see Matt.21:12-17). Tuesday the Scribes questioned the authority of Jesus and asked about paying tribute money (see Matt.21; Matt.22). The scriptures are silent on what happened on Wed., you choose to discuss a (see Matt.25). Thursday was the Last Supper and the Garden of Gethsemane (see Matt.26). Friday is the trial and Crucifixion and burial of Jesus (see Matt.27). Saturday you can discuss the missionary work in the spirit world (see 1 Pet. 3:18-20; 1 Pet.4:6). Then on Easter Sunday read about the empty tomb and Resurrection (see Matt. 28).
- ⊗ During the month of Easter display pictures from the Gospel Art Picture Kit that portray scenes from Gethsemane, the Crucifixion, and the Resurrection. Take apart an old calendar of pictures of Christ and display the pictures on a wall or door. These calendar pictures can be hung with a cute ribbon and look great in a cluster.
- ⊗ Prepare for Easter by Ironing, setting out clothes, cleaning the house and making meals on Saturday. Also set the table and decorate it with a Christ Centered theme the night before.
- ⊗ Hold a special Family Meeting on Easter Sunday discussing the Saviors Love for Each of us
- ⊗ At your Easter egg hunt include eggs that hold small pictures you have clipped from the Friend and Ensign of Jesus. One special egg could be empty representing the tomb on Easter morning.
- ⊗ Focus more on the rebirth of nature all around us. The world is just coming to life with blossoms and bushes and bulbs. This helps us remember that all things are made new by the Atonement and Resurrection of Jesus Christ
- ⊗ Study an attribute of Christ each day during the month of Easter



What will I gather this Easter?



# What will I gather this Easter?




Cut out the squares below and paste them above the basket,  
Let the children take this home and hang it in their room!


Scriptures that tell  
of my Savior!



Singing songs about  
my Savior!



 Prayers where I Thank  
Heavenly Father for my Savior!


Being Kinder to those around  
 me - just as Jesus did!

Thinking of Jesus  
Christ every day!



A picture of Jesus to  
put in my room!



 Watching a video  
about Jesus Christ!

Writing in my Journal how I  
feel about Jesus Christ!



Talking to my family  
about how I love Jesus.

Reading a talk about  
Jesus Christ!



**My faith in Jesus Christ  
grows when I know He is my  
Savior and Redeemer.**

“For God so loved the world,  
that he gave his only begotten  
Son, that whosoever believeth in  
him should not perish, but have  
everlasting life” (John 3:16).

