



Some are bald, and some wear a hat. Some even have bones, just think about that.

2

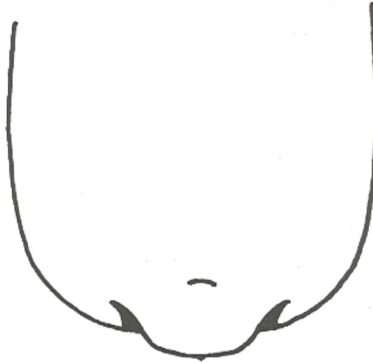
Choose a face shape -

Match the very top of your traced top of head with the face shape...or design your own!

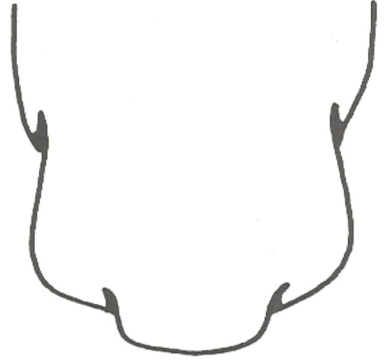
place top of head here



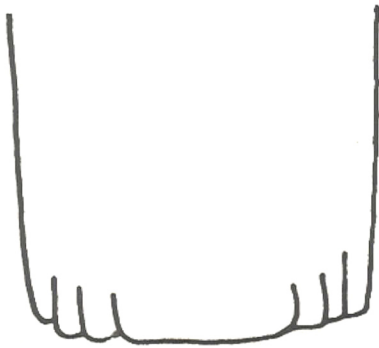
place top of head here



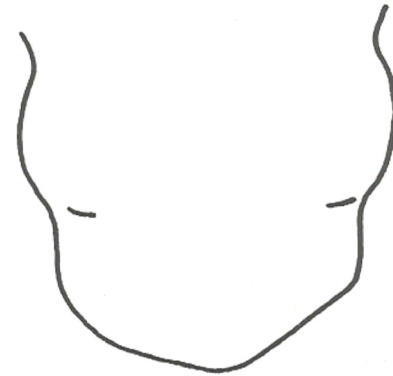
place top of head here



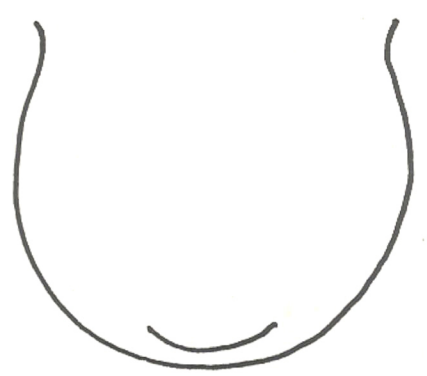
place top of head here



place top of head here



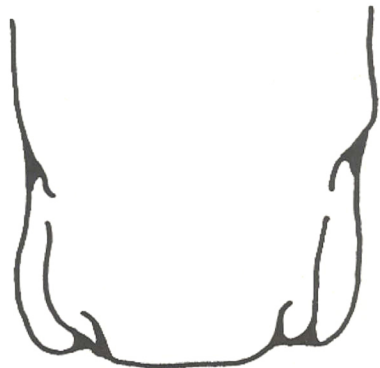
place top of head here



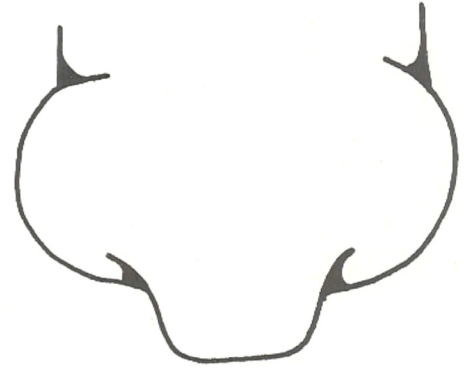
place top of head here



place top of head here



place top of head here

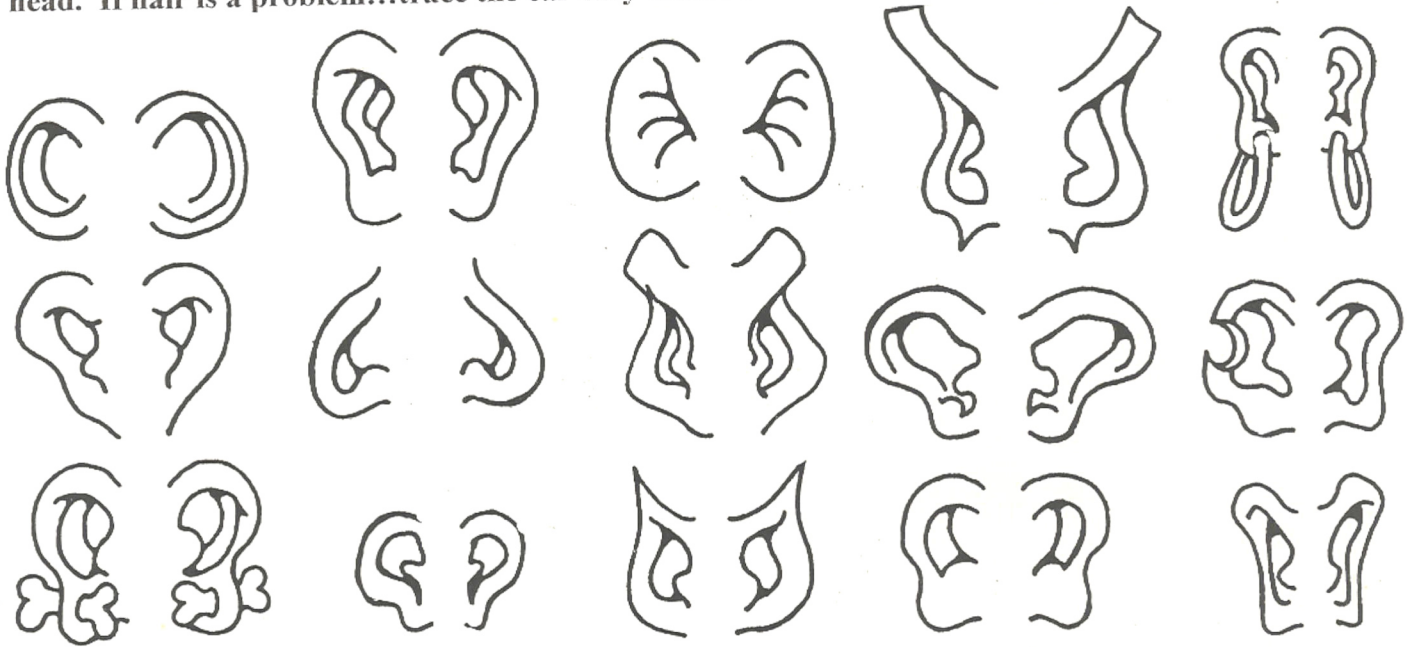


Some faces are fat, and some are thin. There's a square, a pointed, or a rounded chin.

3

Choose a pair of silly ears –

Trace the ears onto the face. Place so that the top and bottom of ear meet your head. If hair is a problem...trace the ear only where there is no hair.



Here's quite a choice. Now add an ear. Even cartoons want to hear.

4

Choose a pair of eyes & eyebrows

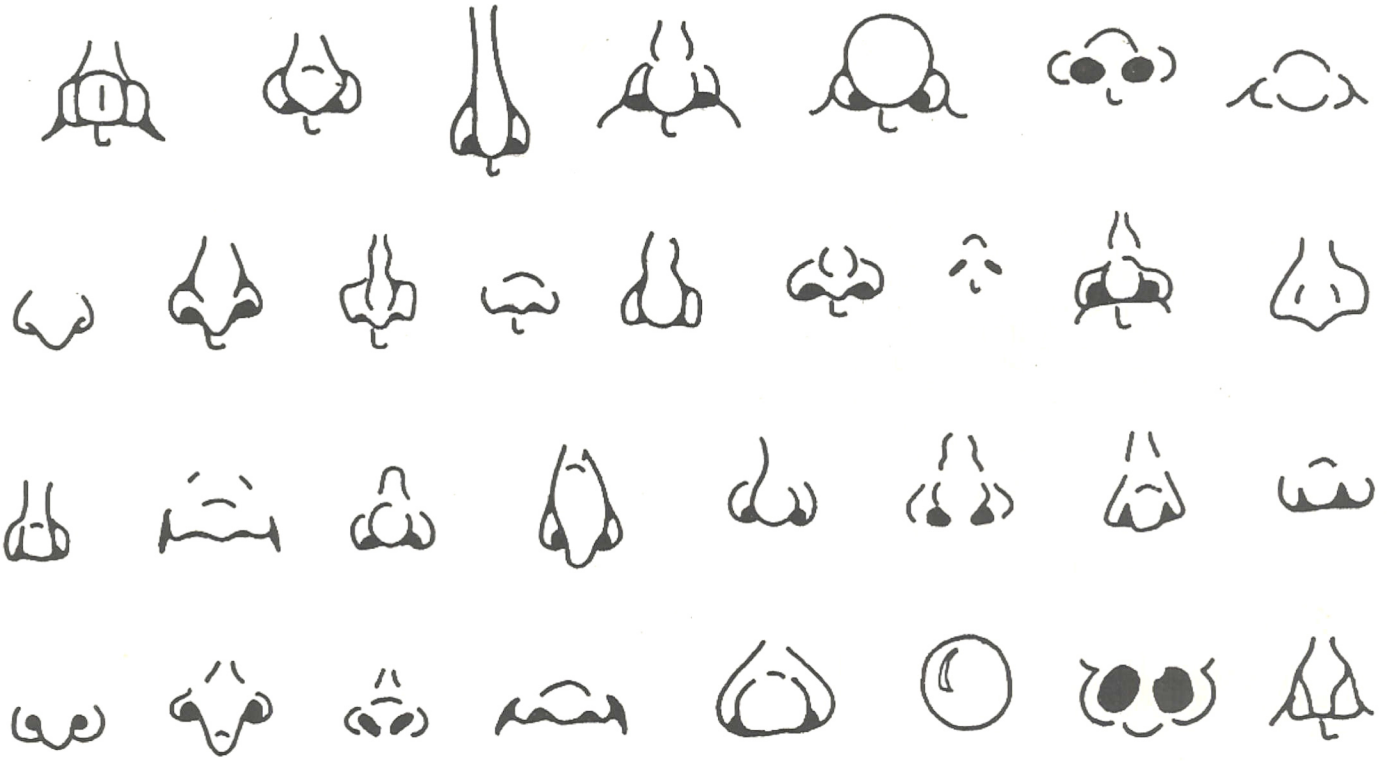
After giggling at the variety of eyes on your cartoon, trace your choice. You may add your own, place close together or far apart, make them wink, etc. Be creative!



5

Choose a crazy nose

Trace a nose between the eyes.



Noses sneeze, and often smell. When they run, you're not too well.

6

Choose moustache, sideburn or beard


Trace a moustache, beard or sideburns if desired.





Choose an expressive mouth

Trace any mouth....take a break and enjoy your masterpiece coming together!



Does he smile, sneer, or frown? Does the mouth turn up or down? Maybe fangs would look just neat. WOW!
Now your face is quite complete

8

Choose a kooky body

There are lots of bodies to choose from. Personalize them even more adding your school colors, names, initials, etc.

